

## Vehicle description for: TGS 22.440 4x2 BB SA



Illustration can deviate

### Vehicle standards

Product family	The new MAN Truck Generation
Model & Variant	TGS 22.440 4x2 BB SA
Emission class	EURO2
Engine family	D26
Engine output	324 kW
Battery gross capacity	0 kWh
Batteries number	0
Vehicle type	Vehicle type Semitrailer tractor (SA)
Cab	TN cab: the flexible one (narrow, long, normal height)
Main wheel distance	3600 mm
Overhang	1025 mm
Steering configuration	Left

### Vertical Load

	National Registration	Technical Load	Technical Load Plus
Gross weight	21,000 kg	21,000 kg	21,000 kg
Front axle	8,000 kg	8,000 kg	8,000 kg
Rear axle	13,000 kg	13,000 kg	13,000 kg

### Horizontal Load

	National Registration	Technical Load	Technical Load Plus
Gross train weight	40,000 kg	44,000 kg	44,000 kg

The printed images in this offer are for explanatory purposes and may differ from the actual configuration. For further product information on the tire selection "selectively", please contact our sales staff.

## Vehicle characteristics

### Basic characteristics

<input type="checkbox"/>	Vehicle version for public service deployment	0P0H7
<input type="checkbox"/>	Semitrailer tractor	0P2UA
<input type="checkbox"/>	Chassis class, heavy	0P2UC
<input type="checkbox"/>	Merchant tonnage 22 t	0P8LG
<input type="checkbox"/>	Basic layout of vehicle, all-round	0PGCU
<input type="checkbox"/>	Frame type, medium-high	0P2TQ
<input type="checkbox"/>	Vehicle type Semitrailer tractor (SA)	0P2UR
<input type="checkbox"/>	Left-hand-drive	0P3AS
<input type="checkbox"/>	Right-hand traffic	0P3F5
<input type="checkbox"/>	Vehicle documentation in French	0P2LA
<input type="checkbox"/>	Labelling in French	0P8NN
<input type="checkbox"/>	Cab position 640 mm (distance from frame lower edge to cab floor)	0PHBE

### Registration

<input type="checkbox"/>	Vehicle approval, N3 class	0P3JR
<input type="checkbox"/>	Maximum speed limiter, 85 km/h, electronic, engine speed regulation	0P2UI
<input type="checkbox"/>	Maximum vehicle noise level, 80 dB in acc. with UN/ECE-R 51.02	0PINC
<input type="checkbox"/>	Vehicle classification in accordance with regulation (EU) 2018/858	0PKAW

### Documents

<input type="checkbox"/>	Without registration documentation, national	0P3B0
--------------------------	--	-------

### Application scope / transport tasks

<input type="checkbox"/>	Distribution transport, general cargo	0P6WA
<input type="checkbox"/>	040 SZM Standard	0P2QM
<input type="checkbox"/>	Temperature range, vehicle deployment, warm country	0PHIB
<input type="checkbox"/>	Case hardness of final drive Distribution	0P4F0

### Lines, editions and packages

<input type="checkbox"/>	Special request paintwork	0PJTD
<input type="checkbox"/>	Without Individual Lion package	0PJT1

### Horizontal and vertical loads

<input type="checkbox"/>	21,000 kg permitted gross load, vertical, nat. appr.	0P5PK
<input type="checkbox"/>	21,000 kg permitted gross load, vertical, tech.	0P5TD
<input type="checkbox"/>	21,000 kg permitted gross load, vertical, tech. Plus	0P8GZ
<input type="checkbox"/>	8,000 kg permitted load on front axle, nat. appr.	0P5KT
<input type="checkbox"/>	8,000 kg permitted load on front axle, tech.	0P5LN
<input type="checkbox"/>	8,000 kg permitted load on front axle, tech. Plus	0P8D4
<input type="checkbox"/>	13,000 kg permitted load on rear axle NatZu	0P5HC
<input type="checkbox"/>	13,000 kg permitted load on rear axle, tech.	0P5IO
<input type="checkbox"/>	13,000 kg permitted load on rear axle, tech. Plus	0P8BY
<input type="checkbox"/>	40,000 kg permitted gross train weight, national registration	0PBIO
<input type="checkbox"/>	44,000 kg permissible gross train weight TechH.	0P6ZL

<input type="checkbox"/>	44,000,kg permitted gross train weight, Tech. Plus	0PBPT
<input type="checkbox"/>	0kN D value	0P8XD

#### Notification texts

<input type="checkbox"/>	Note: The engine output must be expected to decline if the gross train weight is high and the vehicle is exposed to extreme conditions.	0PGB9
<input type="checkbox"/>	Notice: Reduced front overhang angle due to long radiator	0PHPG
<input type="checkbox"/>	Without note (propshaft wear)	0PJRV

#### Chassis

##### Vehicle frame (wheelbase, overhang, ...)

<input type="checkbox"/>	Main wheelbase, 3,600 mm	0P2ZD
--------------------------	--------------------------	-------



<input type="checkbox"/>	Frame overhang, rear, 1,025 mm	0P3CQ
<input type="checkbox"/>	Main frame side member thickness, 9.5 mm	0P0Y7
<input type="checkbox"/>	Vehicle rear, angled end of frame	0P0XS
<input type="checkbox"/>	Semitrailer auxiliary frame	0P0XV

##### Exhaust system, air intake

<input type="checkbox"/>	Exhaust silencer, side, left	0P1BG
<input type="checkbox"/>	Exhaust tailpipe, towards rear	0P1BQ
<input type="checkbox"/>	Air intake, behind cab, raised	0P0AY
<input type="checkbox"/>	Pre-separator for engine air intake	0P0BA

##### Battery cases, batteries, alternator

<input type="checkbox"/>	Battery, 12 V, 175 Ah, 2 units, maintenance free	0P0WA
<input type="checkbox"/>	Three-phase alternator 28 V, 120 A, 3,360 W, Longlife Eco	0P1BW
<input type="checkbox"/>	Medium battery box, 2 batteries	0P0WU
<input type="checkbox"/>	Battery box, left	0P0WO
<input type="checkbox"/>	Main battery switch, mechanical	0P0WF
<input type="checkbox"/>	Safety cut-out	0P1V2

---

#### Tanks and fuel line

---

<input type="checkbox"/>	Fuel tank capacity 400 l, right	0P4ED
<input type="checkbox"/>	Fuel tank, right, steel	0P4GN
<input type="checkbox"/>	Tank cross-section, right, medium	0P4HE
<input type="checkbox"/>	Fuel tank cap, lockable for master key system	0P4H5
<input type="checkbox"/>	Filter screen for fuel tank filler neck	0P1EM
<input type="checkbox"/>	Fuel pre-filter position on the battery box	0PIW9

#### Frame attachments

---

<input type="checkbox"/>	Without underride protection, front	0P1FM
<input type="checkbox"/>	Working platform, extended, with step	0P0VG
<input type="checkbox"/>	Without underride protection, side	0P1FG
<input type="checkbox"/>	Spare wheel hoist on left side, in front of rear axle	0P0XO
<input type="checkbox"/>	Hoist for spare wheel	0P0VN
<input type="checkbox"/>	Final cross member, with hole pattern 160 x 100 mm	0P1SB
<input type="checkbox"/>	Without underride protection, rear	0P1FB
<input type="checkbox"/>	Wheel chock, 1 unit, with retaining device	0P1FO
<input type="checkbox"/>	Without body attachment brackets/thrust plates	0P0X6

#### Pneumatic brakes, compressed-air generation, brake system

---

<input type="checkbox"/>	Air compressor, 1-cylinder, 360 ccm	0P0AF
<input type="checkbox"/>	Compressed-air treatment, pneumatically controlled	0P0AB
<input type="checkbox"/>	Steel compressed-air tank	0P0XH
<input type="checkbox"/>	Electronic brake system (EBS)	0P0BL
<input type="checkbox"/>	Anti-lock braking system (ABS), Offroad, with additional off-road logic	0P0BF
<input type="checkbox"/>	Full brake assistant	0P0CM
<input type="checkbox"/>	Without preparation for EBS Full control unit	0PHPM
<input type="checkbox"/>	MAN EVBec high-performance engine brake, stages possible	0P0BW
<input type="checkbox"/>	Eco retarder, speed-dependent, stages possible, energy efficient	0P0BR
<input type="checkbox"/>	Drum brakes on front axle	0P11A
<input type="checkbox"/>	Drum brakes on rear axle	0P115
<input type="checkbox"/>	Parking brake control, next to driver's seat	0P3KH
<input type="checkbox"/>	Parking brake with spring-type actuator on rear axles (incl. leading axle/ trailing axle)	0PGBL
<input type="checkbox"/>	Anti-jackknifing brake, manual, can be operated next to driver's seat	0P0CJ

#### Lights and acoustic signals on the chassis (rear lights, ...)

---

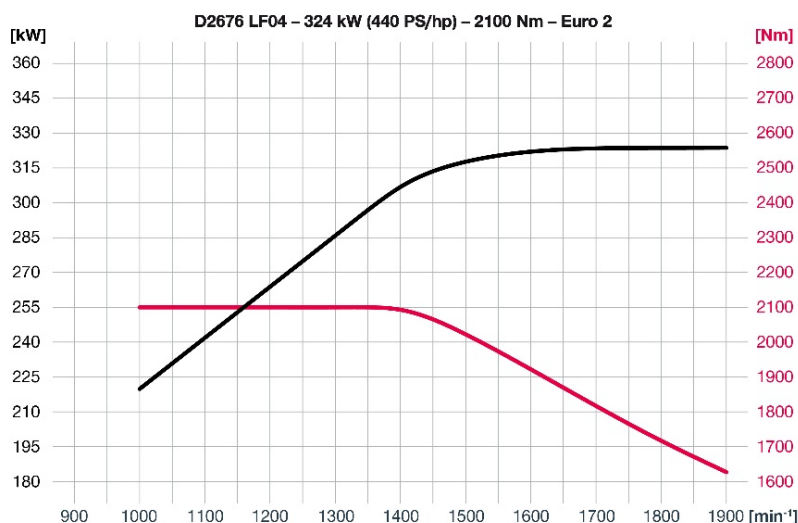
<input type="checkbox"/>	Rear lights	0P2AQ
<input type="checkbox"/>	Acoust. Reversing warning system when reverse gear selected	0P3CD
<input type="checkbox"/>	Light function test	0P2AD
<input type="checkbox"/>	Side marker lights, LED	0P2BJ

## Driveline/running gear

### Engine, radiator

- Diesel engine MAN D2676 LF04, 324 kW (440 hp) output, 2,100 Nm torque, Euro 2

0P6BP



With 440 hp (324 kW) and 2,100 Nm max. torque, the MAN D26 Euro 2 engine offers reliable, economical and powerful propulsion. A high-torque performance characteristic with extremely economical fuel consumption distinguishes this 12.4-litre six-cylinder in-line engine with Common-Rail injection.

Most-easily maintained version without emission control has proven itself in particular in environments where the fuel quality is low.

The engine can be operated with diesel (DIN EN 590) as well as with paraffinic diesel fuels (DIN EN 15940), e.g. HVO (hydrotreated vegetable oils).

#### CUSTOMER BENEFITS

- Fuel-saving and powerful
- Economical operation with few gearshifts is made possible by the wide engine speed range with high maximum torque.
- Clutch-friendly moving-off thanks to high starting torque
- Great ease of maintenance and economical thanks to design without exhaust gas cleaning technology
- Deployment even with fluctuating fuel quality

- Fuel filter, for fuels up to Cleanliness Class 25 0PHII
- Fuel pre-filter, with oil separator/water trap 0P0AT
- Without torque reduction 0P0G5
- Ventilation, crankcase, open 0P8PN
- Anti-noise skirt, engine 0P2E7
- Reduction of dust swirl through radiator fan 0P1YE
- Engine cooler, extended 0P4XY
- Radiator protection, lower 0P1XE
- Front radiator protection, grille 0P1VP
- Engine oil dipstick and digital oil level gauge 0P0B6
- Warning message for engine coolant level, with advance warning 0P0KA
- Antifreeze, down to  $-32^{\circ}\text{C}$  0P0AK


### Gearbox, clutch

- Manually operated gearbox, MAN 16.25 OD, with retarder 35 0P5VM
- Gearbox for normal percentage of overrun during driving operation 0PGDA
- Manual gearbox operation, single-H, group/split switch 0P3KL
- Single-disc clutch, 430 mm, dry, reinforced (LongLife) 0P0DW

- ❑ Main propshaft, 17,000 Nm functional limit torque 0PKZH
- ❑ Propshafts with standard grease, cannot be lubricated 0PKZL

#### Wheels, tyres

- ❑ Required tyre speed index J 0PFW2
- ❑ Front axle tyres Bridgestone 315/80R22.5 M-STEER 001 Steering-Road+Offroad TL 0PEYF



### Product Information Sheet


Delegated Regulation (EU) 2020/740

Supplier name or trademark	BRIDGESTONE
Commercial name or trade designation	M-STEER 001
Tyre type identifier	8697
Tyre size designation	315/80 R22.5
Load-capacity index	156
Load-capacity index (Load index for Dual mounting)	150
Speed category symbol	K
Fuel efficiency class	C
Wet grip class	B
External rolling noise class	A
External rolling noise value	69 dB
Severe snow tyre	Yes
Date of start of production	14/16
Date of end of production	-
Additional information	
Load-capacity index (Single load index for Additional Service Description)	
Load-capacity index (Dual load index for Additional Service Description)	
Speed category symbol (for Additional Service Description)	

- ❑ Rim type, front axle, steel, single-part 0P0P0
- ❑ Rim size, front axle, 10-hole, 9.00x22.5 0P0NI
- ❑ Wheel nut cover ring, front axle 0P0PR

□ Rear axle tyres Bridgestone 315/80R22.5 M-DRIVE 001 Drive-S+G TL

0PDT9



## Product Information Sheet

Delegated Regulation (EU) 2020/740

Supplier name or trademark	BRIDGESTONE
Commercial name or trade designation	M-DRIVE 001
Tyre type identifier	8691
Tyre size designation	315/80 R22.5
Load-capacity index	156
Load-capacity index (Load index for Dual mounting)	150
Speed category symbol	K
Fuel efficiency class	D
Wet grip class	B
External rolling noise class	A
External rolling noise value	72 dB
Severe snow tyre	Yes
Date of start of production	14/16
Date of end of production	-
Additional information	
Load-capacity index (Single load index for Additional Service Description)	
Load-capacity index (Dual load index for Additional Service Description)	
Speed category symbol (for Additional Service Description)	

- |  |       |
|--|-------|
| □ Rim type, rear axle, steel, single-part                            | 0P00O |
| □ Rim size, rear axle, 10-hole, 9.00x22.5                            | 0P0MU |
| □ Spare wheel, in accordance with configuration for front axle tyres | 0P0MH |

### Axles

- |   |       |
|---|-------|
| □ 4x2   | 0P3B1 |
| □ Steering ratio, standard  | 0P1JX |
| □ Steering oil tank with electrical measuring sensor  | 0P1JV |
| □ Front axle, 9,200 kg, not driven, straight, steered, not liftable                                       | 0P5EX |
| □ Mudguard, front axle  | 0P1AT |
| □ Splash guard mat on mudguard, front axle, longer at bottom  | 0P1XS |
| □ Rear axle HP-1352, 13,000 kg, planetary axle without drive-through, straight, not steered, not liftable | 0PIY5 |
| □ Twin tyre on rear axle  | 0P1HN |
| □ Mudguard, rear axle, upper shell removable  | 0P1AM |

<input type="checkbox"/>	Splash guard mat on mudguard, rear axle, longer at bottom	0P1XK
<input type="checkbox"/>	Axle ratio, $i = 3.63$	0P0CZ
<input type="checkbox"/>	Differential locks on driven rear axles	0P0DI
<input type="checkbox"/>	Without differential locks, front axles	0P0DL

#### Axle control system and suspension

<input type="checkbox"/>	Suspension type for front axles and driven rear axles, leaf/leaf (BB)	0P2YB
<input type="checkbox"/>	Leaf-spring suspension on front axle, parabolic, 2-leaf, steel	0P1JD
<input type="checkbox"/>	Leaf-spring suspension on rear axle, parabolic, 5-leaf, steel	0P1J2
<input type="checkbox"/>	Spring load-bearing capacity front axle 8,000 kg	0P5C2
<input type="checkbox"/>	Spring load-bearing capacity of rear axle, 16,000 kg	0P5BW
<input type="checkbox"/>	Shock absorbers on front axle	0P1M4
<input type="checkbox"/>	Shock absorbers on rear axle	0P1LQ
<input type="checkbox"/>	Stabiliser, front axle	0P1LD
<input type="checkbox"/>	Stabiliser, rear axle	0P1LA
<input type="checkbox"/>	Axle location system not as wishbone	0P6ZY
<input type="checkbox"/>	Without air suspension control, trailer/semitrailer	0PHN2

### Cab

#### Cab and cab exterior

<input type="checkbox"/>	TN cab: the flexible one (narrow, long, normal height)	0P2DF
<input type="checkbox"/>	Cab mount, Comfort	0P1V9
<input type="checkbox"/>	Cab tilt mechanism, manual	0P1V6
<input type="checkbox"/>	Tilting roof, mechanical	0P1VW
<input type="checkbox"/>	Bumper, steel, 3 pieces	0P1SG
<input type="checkbox"/>	Front step, integrated, with grab option	0P1VE
<input type="checkbox"/>	Windscreen, composite safety glass, tinted	0P1X0
<input type="checkbox"/>	Sunblind, in front of windscreen	0P1WK
<input type="checkbox"/>	Wiper system for windscreen	0P1WG
<input type="checkbox"/>	Wiper activation, manual	0P1UL
<input type="checkbox"/>	Step unit, hinged	0P1V0
<input type="checkbox"/>	Central locking, no remote control	0P1WS
<input type="checkbox"/>	Vehicle key, 2 units	0P3JT
<input type="checkbox"/>	No door extension	0P1WV
<input type="checkbox"/>	Door labelling, according to trade tonnage of vehicle	0P2DQ
<input type="checkbox"/>	Door windows, tinted	0P1WO
<input type="checkbox"/>	Door window, safety glass	0P1WM
<input type="checkbox"/>	Cab rear wall, with window	0P1VB

#### Lights and acoustic signals on cab exterior (headlights, horn, ...)

<input type="checkbox"/>	Without light and headlight package	0PKWU
<input type="checkbox"/>	Front headlights, H7	0P1ZN
<input type="checkbox"/>	Stone protection guard for front headlights, wide and fine mesh	0PICD
<input type="checkbox"/>	Daytime driving lights with rear lights, LED	0P2BQ
<input type="checkbox"/>	Turn signal lights, sides, bulb	0P1Z6
<input type="checkbox"/>	Headlight beam regulator, manual	0P2AC
<input type="checkbox"/>	Driving-light control, manual	0P1ZF



<input type="checkbox"/>	Contour lights, LED, 2 units	0P2BS
<input type="checkbox"/>	Horn, two-tone, electrical	0P1W1
<input type="checkbox"/>	Revolving beacons, LED, yellow (individual LEDs light up in cascades, revolving)	0P2BD
<input type="checkbox"/>	2 revolving beacons on cab roof, 1 right and 1 left	0P2B3
<input type="checkbox"/>	Spotlights, 2 units, cab roof, 1 right and 1 left	0P1YM
<input type="checkbox"/>	Spotlight, LED, white	0PJQA
<input type="checkbox"/>	Switch for spotlight/manoeuvring light	0P5U5
<input type="checkbox"/>	Without revolving beacons at the rear of the vehicle	0PJRO

#### Mirrors and mirror replacements

<input type="checkbox"/>	Without mirror package	0PKWV
<input type="checkbox"/>	Exterior rear-view mirror, electrically adjustable	0P2CA
<input type="checkbox"/>	Kerb mirror, right, electrically adjustable	0P2CG
<input type="checkbox"/>	Front mirror, mechanical adjustment	0P2CJ
<input type="checkbox"/>	Mirror housing, not painted	0P2CP
<input type="checkbox"/>	Vehicle components, suitable for body width larger than 2,400 mm to 2,600 mm	0P2CT

#### Seats

<input type="checkbox"/>	Seat covers, fabric, standard	0P2PQ
<input type="checkbox"/>	Without driver's seat package	0PKXV
<input type="checkbox"/>	Comfort driver's seat, air-sprung	0P2P2
<input type="checkbox"/>	Driver's seat arm rests	0P2OE
<input type="checkbox"/>	Adjustment of seat belt height, driver's seat	0P4XQ
<input type="checkbox"/>	Without co-driver's seat package	0PKXU
<input type="checkbox"/>	Co-driver's seat, not sprung, with storage box	0P2OO
<input type="checkbox"/>	Storage space, in seat bracket of co-driver's seat	0P2Q6

#### Driver's workplace

<input type="checkbox"/>	Multi-function steering wheel, adjustable height and angle	0P2GD
--------------------------	--	-------



<input type="checkbox"/>	Steering wheel, with parking position	0P2GE
<input type="checkbox"/>	Steering lock	0P3JZ

□ Instrumentation, Basic km/h

0P3L3



- |   |       |
|---|-------|
| □ Analogue tachograph, CONTINENTAL  | 0P2KW |
| □ Tachograph, calibrated  | 0P2KG |
| □ Stowage compartment, open with two USB sockets, 5 V, charging only, to the right of climate control panel | 0PGT7 |
| □ Cigarette lighter   | 0P2IH |
| □ Single DIN slots, 4 units, roof space, front  | 0P2FJ |
| □ Without storage tray next to seat   | 0PJRS |

Cab air-conditioning system

- |                                   |       |
|-----------------------------------|-------|
| □ Air-conditioning system, manual | 0P2NU |
|-----------------------------------|-------|

Bunk area

- |  |       |
|--|-------|
| □ 1 bunk, 90 mm mattress, with stowage facilities, sockets | 0PKMW |
| □ Bunk, bottom, with slatted support                       | 0P2GX |
| □ Fabric cover for bottom bunk                             | 0P2I5 |
| □ Standard bed mattress, bottom, 90 mm                     | 0P2GM |



<input type="checkbox"/>	Cross-cab curtain, rear seats	0P2GP
<input type="checkbox"/>	Storage box, rear, left, accessible from outside and inside with flap	0P2H2
<input type="checkbox"/>	Storage box, rear, right, accessible from outside and inside with flap	0P2H6

#### Cab interior

<input type="checkbox"/>	Colour scheme for interior styling, dark	0P2I6
<input type="checkbox"/>	Interior styling analogous to colour scheme	0PGBT
<input type="checkbox"/>	Without driver's workplace package, Comfort	0PKXT
<input type="checkbox"/>	Windscreen roller blind, internal	0P2FE
<input type="checkbox"/>	Interior light, reading light (driver's side)	0PKMY
<input type="checkbox"/>	Interior light, central	0PHA6
<input type="checkbox"/>	Reading light, 1 unit, driver's side	0P2IQ
<input type="checkbox"/>	Entry lighting	0P2IO
<input type="checkbox"/>	Entry handles, standard	0PHPK
<input type="checkbox"/>	All-round curtain	0P2GS
<input type="checkbox"/>	Door interior cladding, washable	0P2IA
<input type="checkbox"/>	Without stowage and storage space package	0PKXS
<input type="checkbox"/>	Storage, instrument panel in middle section, open	0P2HK
<input type="checkbox"/>	Storage compartment, below the bunk, with bulkhead	0P2HH
<input type="checkbox"/>	Grab handle, above door, internal, 2 units, 1 right and 1 left	0P2G2

#### Accessories and tools

<input type="checkbox"/>	Without accessories and tools package	0PKXA
<input type="checkbox"/>	Vehicle toolkit	0P2TX
<input type="checkbox"/>	No warning triangle	0P3FH
<input type="checkbox"/>	Compressed-air connection, cab	0P2FL
<input type="checkbox"/>	Jack, 12,000 kg	0P3F8

### Intelligent Truck

#### Assistance systems

<input type="checkbox"/>	Anti-slip control (ASR)	0P1T2
<input type="checkbox"/>	Tempomat (cruise control, CC)	0P1TR
<input type="checkbox"/>	Road speed limiter, adjustable, limiter (engine speed regulation)	0P0C3
<input type="checkbox"/>	Without advanced emergency braking system	0P1U5
<input type="checkbox"/>	Without driving fitness detection system	0PHN5
<input type="checkbox"/>	Without Front Detection	0PHNA
<input type="checkbox"/>	Without traffic sign recognition	0PHNE
<input type="checkbox"/>	Without Reversing Motion System	0PHNV
<input type="checkbox"/>	Without distance warning system	0PKA0
<input type="checkbox"/>	Without MAN SafeStop Assist	0PLB5

#### Infotainment (radio,...)

<input type="checkbox"/>	MMT infotainment system, Starter High	0P2M2
<input type="checkbox"/>	MAN sound system	0P2MG
<input type="checkbox"/>	No navigation map	0P2N2

## Bodies/interfaces

### Interfaces to semitrailer (e.g. fifth-wheel coupling, brake connection,...)

<input type="checkbox"/>	2-line semitrailer brake connection, behind cab, spiral cable with standard coupling	0P1O2
<input type="checkbox"/>	Trailer socket behind cab, 24 V, 7-pin and 7-pin	0P1PD
<input type="checkbox"/>	Spiral cable to semitrailer, electr., two units, for trailer sockets behind cab, 24-V, 7+7-pin to 7+7-pin	0P8NW
<input type="checkbox"/>	Spiral cable to semitrailer, electric, for trailer socket ABS, behind cab	0P8O1
<input type="checkbox"/>	Fifth-wheel pick-up plate installation height, 40 mm (up to max. 20,000 kg fifth-wheel coupling load)	0P1Q3
<input type="checkbox"/>	JOST JSK 37 C 2" fifth-wheel coupling	0P1RM
<input type="checkbox"/>	Kingpin, 2" diameter	0P1RY
<input type="checkbox"/>	Manufacturer of fifth-wheel coupling: Jost	0PBY1
<input type="checkbox"/>	Fifth-wheel coupling installation height, 185 mm	0P1PS
<input type="checkbox"/>	Fifth-wheel coupling, automatic lubrication	0P1Q7
<input type="checkbox"/>	Rubber joint bearing, fifth-wheel coupling	0PBY6
<input type="checkbox"/>	Fifth-wheel coupling actuation, normal handle	0P1QI
<input type="checkbox"/>	Without sensing of the fifth-wheel coupling	0PHN7
<input type="checkbox"/>	Fifth-wheel lead, 585 mm	0P5BF



The fifth-wheel lead is the distance measured (in millimetres) between the middle of the last axle and the middle of the kingpin when coupled. This applies irrespective of the total number of axles with which the vehicle is equipped and whether the last axle is driven or not - in other words, it also applies to vehicles with a trailing axle.

### Interfaces to trailer (e.g. trailer coupling, brake connections,...)

<input type="checkbox"/>	Without trailer/towing coupling on final cross member	0P1NQ
<input type="checkbox"/>	Preparation for towing coupling on final cross member	0P1SP
<input type="checkbox"/>	Without trailer brake connection at end of frame, centre	0P1O0
<input type="checkbox"/>	Without trailer socket at frame end	0P1OW
<input type="checkbox"/>	Trailer socket for anti-lock braking system (ABS), behind cab	0P1O5

### Ex works bodies and interfaces to bodies (e.g. tipper indicator...)

<input type="checkbox"/>	Tipper indicator, cab (symbols)	0P2M5
--------------------------	---------------------------------	-------

---

**PTOs**

---

<input type="checkbox"/>	PTO, gearbox-dependent, type NH/1c, without flange, f=0.91/1.09, position approx. 3 o'clock	0P4QF
<input type="checkbox"/>	PTO, gearbox-dependent, continuous operation	0P4VJ
<input type="checkbox"/>	PTO, gearbox-dependent, shiftable	0P4X9
<input type="checkbox"/>	Without fan wheel for PTO, gearbox-dependent	0P4VR
<input type="checkbox"/>	Function parameters for PTO; gearbox-dependent, driving operation	0P4WP

---

**Towing, recovery and lashing**

---

<input type="checkbox"/>	Central coupling jaw, integrated in bumper/front cross member, with lock pin	0P1MK
--------------------------	--	-------

---

**Paintworks**

---

---

**Paintwork, cab, top**

---

<input type="checkbox"/>	Top coating, cab	0P6YB
--------------------------	------------------	-------

---

**Paintwork, cab, bottom**

---

<input type="checkbox"/>	Textured coating, step units	0P6X9
<input type="checkbox"/>	Textured coating, mudguard, behind cab	0P6YG
<input type="checkbox"/>	Textured coating, bumper, steel	0P6YQ

---

**Paintwork, chassis**

---

<input type="checkbox"/>	Without additional top coating on chassis	0PJTK
<input type="checkbox"/>	Top coating, rims, steel, white-aluminium	0P6YL

---

**Colour**

---

<input type="checkbox"/>	Top coating, cab	PURE WHITE RAL 9010	N
--------------------------	------------------	---------------------	---

## Technical data: TGS 22.440 4x2 BB SA / L03JAA01

Vehicle type: Vehicle type Semitrailer tractor (SA)

Cab: TN cab: the flexible one (narrow, long, normal height)

Drive Type: 4x2

TD018	Statutorily permissible gross vehicle weight	21000
TD025	Technically permissible gross vehicle weight	21000
TD031	Statutorily permissible gross train weight	40000
TD032	Statutorily permissible trailer load	0

Lengths		mm
TD071	Total length	6230.0
TD063	Front vehicle overhang	1605.0
TD057	Wheelbase between front axles	0
TD058	Wheelbase between leading axle and rear axle	0
TD059	Wheelbase between rear axles	0
TD060	Wheelbase between rear axle and trailing axle	0
TD064	Rear frame overhang	1025.0
TD072	Distance from first front axle to body	865.0
TD067	Distance to kingpin from front axle, nominal position	3025.0
TD074	Slew radius, front	2060.0
TD075	Slew radius, rear	1768.0
TD068	Coupling length	-

Widths		mm
TD008	Width included rearview mirror	2981.0
TD001	Width over cab	2240.0

Frame		mm
TD009	Frame width at front	945.0
TD010	Frame width at the rear	765.0
TD078	Frame profile	270 x 85 x 9,5

Heights		mm
TD033	Maximum external height, unladen	3284.0
TD082	Total transport height, unladen	3284.0
TD034	Maximum external height, laden	3208.0
TD035	Frame height at theoretical rear wheelbase, unladen	1227.0
TD036	Frame height at theoretical rear wheelbase, laden	1076.0
TD045	Raising from driving position, front	0.0
TD046	Lowering from driving position, front	0.0
TD047	Raising from driving position, rear	0.0
TD048	Lowering from driving position, rear	0.0
TD051	Height of fifth-wheel coupling above ground, unladen	1455.0
TD052	Height of fifth-wheel coupling above ground, laden	1304.0

Circle dimensions		m
TD055	Track circle diameter	12.9
TD056	Wall-to-wall turning circle diameter	14.7

Weights/loads		kg
TD026	Chassis weight with cab	7414.0
TD027	Chassis weight, front	---
TD028	Chassis weight, rear	---
TD029	Payload	---

The technical data must be considered as an approximation. Some of the values are given in a simplified form. More detailed notes and descriptions can be found in the respective information in the overview. Contents and specifications have been compiled with the greatest possible care. Nevertheless, we do not assume responsibility for the data and values supplied being correct and up to date. Subject to errors and changes. MAN Truck & Bus AG is liable only in cases of intent, gross negligence or culpable breach of significant contractual obligations.