

Vehicle description for: TGS 41.400 8x4 BB CH



Illustration can deviate

Vehicle standards

Product family	The new MAN Truck Generation
Model & Variant	TGS 41.400 8x4 BB CH
Emission class	EURO2
Engine family	D20
Engine output	294 kW
Battery gross capacity	0 kWh
Batteries number	0
Vehicle type	Vehicle type Tipper (KI)
Cab	Local transport cab NN
Main wheel distance	2980 mm
Overhang	800 mm
Steering configuration	Left

Vertical Load

	National Registration	Technical Load	Technical Load Plus
Gross weight	41,000 kg	41,000 kg	41,500 kg
Front axle	8,000 kg	8,000 kg	8,800 kg
Front axle 2	8,000 kg	8,000 kg	8,000 kg
Rear axle	13,000 kg	13,000 kg	13,000 kg
Rear axle 2	13,000 kg	13,000 kg	13,000 kg

Horizontal Load

	National Registration	Technical Load	Technical Load Plus
Gross train weight	0 kg	0 kg	0 kg

The printed images in this offer are for explanatory purposes and may differ from the actual configuration.
For further product information on the tire selection "selectively", please contact our sales staff.

Vehicle characteristics

Basic characteristics

<input type="checkbox"/>	Chassis	0P2U9
<input type="checkbox"/>	Chassis class, heavy	0P2UC
<input type="checkbox"/>	Merchant tonnage 41 t	0P8LN
<input type="checkbox"/>	Basic layout of vehicle, all-round rugged	0PGCV
<input type="checkbox"/>	Frame type, medium-high	0P2TQ
<input type="checkbox"/>	Vehicle type Tipper (KI)	0P2UN
<input type="checkbox"/>	Left-hand-drive	0P3AS
<input type="checkbox"/>	Right-hand traffic	0P3F5
<input type="checkbox"/>	Vehicle documentation in Portuguese	0P2LN
<input type="checkbox"/>	Labelling in Portuguese	0P8NQ
<input type="checkbox"/>	Cab position 640 mm (distance from frame lower edge to cab floor)	0PHBE

Registration

<input type="checkbox"/>	Vehicle approval, N3G class	0P3JS
<input type="checkbox"/>	Maximum speed limiter, 85 km/h, electronic, engine speed regulation	0P2UI
<input type="checkbox"/>	Maximum vehicle noise level, 80 dB in acc. with UN/ECE-R 51.02	0PINC
<input type="checkbox"/>	Vehicle classification in accordance with regulation (EU) 2018/858	0PKAW

Documents

<input type="checkbox"/>	European standard exhaust emission confirmation	0P2Q7
<input type="checkbox"/>	Without registration documentation, national	0P3B0
<input type="checkbox"/>	Special confirmation, heavy load / municipal operation	0P3CK

Application scope / transport tasks

<input type="checkbox"/>	Construction	0P6WH
<input type="checkbox"/>	Increase of the tyre load capacity by 10% (for communal supplement)	0P0UU
<input type="checkbox"/>	022 Tipper, rear	0P2QH
<input type="checkbox"/>	Temperature range, vehicle deployment, warm country	0PHIB
<input type="checkbox"/>	Case hardness of final drive Distribution	0P4F0

Lines, editions and packages

<input type="checkbox"/>	Special request paintwork	0PJTD
<input type="checkbox"/>	Without Individual Lion package	0PJT1

Horizontal and vertical loads

<input type="checkbox"/>	41,000 kg permitted gross load, vertical, nat. appr.	0P5RD
<input type="checkbox"/>	41,000 kg permitted gross load, vertical, tech.	0P5UY
<input type="checkbox"/>	41,500 kg permitted gross load, vertical, tech. Plus	0P8IO
<input type="checkbox"/>	8,000 kg permitted load on front axle, nat. appr.	0P5KT
<input type="checkbox"/>	8,000 kg permitted load on front axle, tech.	0P5LN
<input type="checkbox"/>	8,800 kg permitted load on front axle, tech. Plus	0P5LT
<input type="checkbox"/>	8,000 kg permitted load on 2nd front axle NatZu	0P5F1
<input type="checkbox"/>	8,000 kg permitted load on 2nd front axle, tech.	0P5NM
<input type="checkbox"/>	8,800 kg permitted load on 2nd front axle, tech. Plus	0P7T1

<input type="checkbox"/>	13,000 kg permitted load on rear axle NatZu	0P5HC
<input type="checkbox"/>	13,000 kg permitted load on rear axle, tech.	0P5IO
<input type="checkbox"/>	13,000 kg permitted load on rear axle, tech. Plus	0P8BY
<input type="checkbox"/>	13,000 kg permitted load on 2nd rear axle NatZu	0P5FM
<input type="checkbox"/>	13,000 kg permitted load on 2nd rear axle, tech.	0P5M9
<input type="checkbox"/>	13,000 kg permitted load on 2nd rear axle, tech. Plus	0P7TJ
<input type="checkbox"/>	0kN D value	0P8XD

Notification texts

<input type="checkbox"/>	Note: With increased permissible gross weight, increase in wear of driveline and reduced service life	0PFZP
<input type="checkbox"/>	Without note (propshaft wear)	0PJRV

Chassis

Vehicle frame (wheelbase, overhang, ...)

<input type="checkbox"/>	Main wheelbase, 2,980 mm	0P2YW
<input type="checkbox"/>	Wheelbase between front axles, 1,795 mm	0P3C1
<input type="checkbox"/>	Wheelbase between rear axles, 1,400 mm	0P3BX
<input type="checkbox"/>	Frame overhang, rear, 800 mm	0P3EU
<input type="checkbox"/>	Main frame side member thickness, 9.5 mm	0P0Y7
<input type="checkbox"/>	Vehicle rear, straight end of frame	0P0XT

Exhaust system, air intake

<input type="checkbox"/>	Exhaust silencer, side, right	0P1BH
<input type="checkbox"/>	Exhaust tailpipe, behind cab, right, vertical, with outlet valve	0P1BN
<input type="checkbox"/>	Air intake, behind cab, raised	0P0AY
<input type="checkbox"/>	Pre-separator for engine air intake	0P0BA

Battery cases, batteries, alternator

<input type="checkbox"/>	Battery, 12 V, 175 Ah, 2 units, maintenance free	0P0WA
<input type="checkbox"/>	Alternator, Basic	0P1BV
<input type="checkbox"/>	Medium battery box, 2 batteries	0P0WU
<input type="checkbox"/>	Battery box, left	0P0WO
<input type="checkbox"/>	Main battery switch, mechanical	0P0WF
<input type="checkbox"/>	Fuses	0P1V1
<input type="checkbox"/>	Lockable battery box, with padlock	0P0WL

Tanks and fuel line

<input type="checkbox"/>	Guard plate for tanks	0P1DL
<input type="checkbox"/>	Fuel tank capacity 400 l, right	0P4ED
<input type="checkbox"/>	Fuel tank, right, steel	0P4GN
<input type="checkbox"/>	Tank cross-section, right, medium	0P4HE
<input type="checkbox"/>	Fuel tank cap, lockable for master key system	0P4H5
<input type="checkbox"/>	Filter screen for fuel tank filler neck	0P1EM
<input type="checkbox"/>	Fuel pre-filter position on the battery box	0PIW9

Frame attachments

<input type="checkbox"/>	Without underride protection, front	0P1FM
<input type="checkbox"/>	Without working platform	0P0VH
<input type="checkbox"/>	Without underride protection, side	0P1FG
<input type="checkbox"/>	Spare wheel, provisionally mounted	0P1GR
<input type="checkbox"/>	Final cross member, with hole pattern 160 x 100 mm	0P1SB
<input type="checkbox"/>	Underride protection, rear, round	0P1FD
<input type="checkbox"/>	Wheel chock, two units, without retaining device, delivered loose	0P6WX
<input type="checkbox"/>	Body attachment bracket for tipper body, MEILLER, for vehicle chassis	0P0X3

Pneumatic brakes, compressed-air generation, brake system

<input type="checkbox"/>	Air compressor, 1-cylinder, 360 ccm	0P0AF
<input type="checkbox"/>	Compressed-air treatment, pneumatically controlled	0P0AB
<input type="checkbox"/>	Steel compressed-air tank	0P0XH
<input type="checkbox"/>	Electronic brake system (EBS)	0P0BL
<input type="checkbox"/>	Anti-lock braking system (ABS), Offroad, with additional off-road logic	0P0BF
<input type="checkbox"/>	Full brake assistant	0P0CM
<input type="checkbox"/>	Without preparation for EBS Full control unit	0PHPM
<input type="checkbox"/>	MAN EVBec high-performance engine brake, stages possible	0P0BW
<input type="checkbox"/>	Disc brakes on front axle	0P1I9
<input type="checkbox"/>	Disc brakes on 2nd front axle	0P1II
<input type="checkbox"/>	Drum brakes on rear axle	0P1I5
<input type="checkbox"/>	Drum brakes on 2nd rear axle	0P1IF
<input type="checkbox"/>	Parking brake control, next to driver's seat	0P3KH
<input type="checkbox"/>	Parking brake with spring-type actuator on rear axles (incl. leading axle/ trailing axle)	0PGBL
<input type="checkbox"/>	Parking brake, on front axle(s), pneumatic, additional, exhaustible	0P0C1
<input type="checkbox"/>	MAN EasyStart immobiliser	0P1TF

Lights and acoustic signals on the chassis (rear lights, ...)

<input type="checkbox"/>	Rear lights, LED	0P2AP
<input type="checkbox"/>	Protective cover for rear lights	0P6XS
<input type="checkbox"/>	Emergency braking signal, hazard light activation, automatic	0P0CG
<input type="checkbox"/>	Acoust. Reversing warning system when reverse gear selected	0P3CD
<input type="checkbox"/>	Light function test	0P2AD
<input type="checkbox"/>	Side marker lights, LED	0P2BJ

Driveline/running gear

Engine, radiator

<input type="checkbox"/>	Diesel engine MAN D2066 LF06, 294 kW (400 hp) output, 1,900 Nm torque, Euro 2	0P6BR
<input type="checkbox"/>	Fuel filter, for fuels up to Cleanliness Class 25	0PHII
<input type="checkbox"/>	Fuel pre-filter, with oil separator/water trap	0P0AT
<input type="checkbox"/>	Without torque reduction	0P0G5
<input type="checkbox"/>	Engine dry-air filter, with safety insert	0P0B8
<input type="checkbox"/>	Ventilation, crankcase, closed	0P8PM
<input type="checkbox"/>	Anti-noise skirt, engine	0P2E7
<input type="checkbox"/>	Reduction of dust swirl through radiator fan	0P1YE
<input type="checkbox"/>	Engine cooler, normal length	0P4XX
<input type="checkbox"/>	Radiator protection, lower	0P1XE
<input type="checkbox"/>	Front radiator protection, grille	0P1VP

<input type="checkbox"/>	Engine oil dipstick and digital oil level gauge	0P0B6
<input type="checkbox"/>	Warning message for engine coolant level, with advance warning	0P0KA
<input type="checkbox"/>	Antifreeze, down to -32 °C	0P0AK
<input type="checkbox"/>	Service product level indicator and intake system vacuum	0P3KT

Gearbox, clutch

<input type="checkbox"/>	MAN TipMatic 12.28 OD	0P5VW
<input type="checkbox"/>	Gearbox for increased percentage of overrun during driving operation	0PGCL
<input type="checkbox"/>	MAN TipMatic actuation, with drop arm, manual (DNR option, switching strategy option)	0P3KI
<input type="checkbox"/>	MAN Idle Speed Driving gearbox function	0P0ER
<input type="checkbox"/>	Rock-free gearbox function	0P0EV
<input type="checkbox"/>	MAN TipMatic Efficiency driving program, up to 70,000 kg	0P0FA
<input type="checkbox"/>	MAN TipMatic Offroad gearbox shift strategy, up to 70,000 kg	0P0F4
<input type="checkbox"/>	MAN TipMatic Manoeuvre driving program, manoeuvring feature	0P0FI
<input type="checkbox"/>	Single-disc clutch, 430 mm, dry, reinforced (LongLife)	0P0DW
<input type="checkbox"/>	Main propshaft, 30,000 Nm functional limit torque	0PKZJ
<input type="checkbox"/>	Propshafts with standard grease, cannot be lubricated	0PKZL
<input type="checkbox"/>	Driveline propshaft, reinforced	0P0E2
<input type="checkbox"/>	Propshaft, 2nd rear axle, reinforced	0PGCF

Wheels, tyres

<input type="checkbox"/>	Required tyre speed index J	0PFW2
<input type="checkbox"/>	Tyres for front axle, Bridgestone 13R22.5 M-STEER 001 Steering-Road+Offroad TL	0PGKZ



Produktdatenblatt

Delegierte Verordnung (EU) 2020/740

Name oder Handelsmarke des Lieferanten	BRIDGESTONE		
Handelsname oder Handelsmarke	M-STEER 001		
Reifentypkennung	25903		C3
Bezeichnung der Reifengröße	13 R22.5		
Symbol der Geschwindigkeitskategorie	K 110 km/h		
Tragfähigkeitskennzahl (für Einzelbereifung)	156		
Tragfähigkeitskennzahl (für Doppelbereifung)	-		
Kraftstoffeffizienzklasse	C		
Nasshaftungsklasse	B		
Klasse des externen Rollgeräuschs	A		70 dB
Für die Nutzung bei extremen Schneeverhältnissen geeigneter Reifen	Ja		
Tragfähigkeitskennzahl für die zusätzliche Betriebskennung (für Einzelbereifung)	156		
Tragfähigkeitskennzahl für die zusätzliche Betriebskennung (für Doppelbereifung)	-		
Symbol der Geschwindigkeitskategorie (für die zusätzliche Betriebskennung)			
Datum des Herstellungsbeginns (Woche / Jahr)	40/21		
Datum des Herstellungsendes (Woche / Jahr)	-		
Anschrift des Lieferanten	QA Operations, Via del Fosso de I Saiceto 13/15, 00128 Rome, IT		
Weitere Angaben	info in english		

- Rim type, front axle, steel, single-part
- Rim size, front axle, 10-hole, 9.00x22.5
- Wheel nut cover ring, front axle
- Tyres for 2nd front axle, Bridgestone 13R22.5 M-STEER 001 Steering-Road+Offroad TL

0P0P0
0P0N1
0P0PR
0PGLO



ENERGY

BRIDGESTONE 25903

13 R22.5 156 K C3

A

B

C

D

E

C

A

B

C

D

E

B

70 dB

ABC

2020/740



Produktdatenblatt

Delegierte Verordnung (EU) 2020/740			
Name oder Handelsmarke des Lieferanten		BRIDGESTONE	
Handelsname oder Handelsmarke		M-STEER 001	
Reifentypkennung	Reifenklasse	25903	C3
Bezeichnung der Reifengröße		13 R22.5	
Symbol der Geschwindigkeitskategorie		K 110 km/h	
Tragfähigkeitskennzahl (für Einzelbereifung)		156	
Tragfähigkeitskennzahl (für Doppelbereifung)		-	
Kraftstoffeffizienzklasse		C	
Nasshaftungs-kategorie		B	
Klasse des externen Rollgeräuschs	Wert des externen Rollgeräuschs	A	70 dB
Für die Nutzung bei extremen Schneeverhältnissen geeigneter Reifen		Ja	
Tragfähigkeitskennzahl für die zusätzliche Betriebskennung (für Einzelbereifung)		156	
Tragfähigkeitskennzahl für die zusätzliche Betriebskennung (für Doppelbereifung)		-	
Symbol der Geschwindigkeitskategorie (für die zusätzliche Betriebskennung)			
Datum des Herstellungsbeginns (Woche / Jahr)		40/21	
Datum des Herstellungsendes (Woche / Jahr)		-	
Anschrift des Lieferanten		QA Operations, Via del Fosso de I Saiceto 13/15, 00128 Rome, IT	
Weitere Angaben		info in english	

- Rim type, 2nd front axle, steel, 1-part
- Rim size, 2nd front axle, 10-hole, 9.00x22.5
- Wheel nut cover ring, 2nd front axle
- Tyres for rear axle, Bridgestone 13R22.5 M-DRIVE 001 Drive-Road+Offroad TL

- 0P0PF
- 0P0OH
- 0P0Q3
- 0PGF2





**ENERG**

Bridgestone

8689

13R22,5 156/150 K

C3



A

B

C

D

E

A

B

C

D

E

A

B

C

D

E



A

B

C

D

E



73 dB

ABC

2020/740

Page 7 of 14

Product Information Sheet

Delegated Regulation (EU) 2020/740

Supplier name or trademark	BRIDGESTONE
Commercial name or trade designation	M-DRIVE 001
Tyre type identifier	8689
Tyre size designation	13 R22.5
Load-capacity index	156
Load-capacity index (Load index for Dual mounting)	150
Speed category symbol	K
Fuel efficiency class	D
Wet grip class	B
External rolling noise class	A
External rolling noise value	73 dB
Severe snow tyre	Yes
Date of start of production	06/16
Date of end of production	-
Additional information	
Load-capacity index (Single load index for Additional Service Description)	
Load-capacity index (Dual load index for Additional Service Description)	
Speed category symbol (for Additional Service Description)	

- Rim type, rear axle, steel, single-part
- Rim size, rear axle, 10-hole, 9.00x22.5
- Tyres for 2nd rear axle, Bridgestone 13R22.5 M-DRIVE 001 Drive-Road+Offroad TL

0P000

0P0MU

0PGHG



ENERGY

Bridgestone 8689

13R22,5 156/150 K C3

A	A
B	B
C	C
D	D
E	E

D **B**

73 dB **A****B****C**

2020/740

Product Information Sheet

Delegated Regulation (EU) 2020/740

Supplier name or trademark	BRIDGESTONE
Commercial name or trade designation	M-DRIVE 001
Tyre type identifier	8689
Tyre size designation	13 R22.5
Load-capacity index	156
Load-capacity index (Load index for Dual mounting)	150
Speed category symbol	K
Fuel efficiency class	D
Wet grip class	B
External rolling noise class	A
External rolling noise value	73 dB
Severe snow tyre	Yes
Date of start of production	06/16
Date of end of production	-
Additional information	
Load-capacity index (Single load index for Additional Service Description)	
Load-capacity index (Dual load index for Additional Service Description)	
Speed category symbol (for Additional Service Description)	

<input type="checkbox"/>	Rim type, 2nd rear axle, steel, single-part	0P0PA
<input type="checkbox"/>	Rim size, 2nd rear axle, 10-hole, 9.00x22.5	0P007
<input type="checkbox"/>	Spare wheel, in accordance with configuration for front axle tyres	0P0MH
<input type="checkbox"/>	Tyre inflation hose, 20 m, with pressure gauge	0P1UA

Axles

<input type="checkbox"/>	8x4	0P3BI
<input type="checkbox"/>	Steering ratio, standard	0P1JX
<input type="checkbox"/>	Steering oil tank with electrical measuring sensor	0P1JV
<input type="checkbox"/>	Front axle, 9,200 kg, not driven, straight, steered, not liftable	0P5EX
<input type="checkbox"/>	Mudguard, front axle	0P1AT
<input type="checkbox"/>	2nd front axle, 9,200 kg, not driven, straight, steered, not liftable	0P4ZH
<input type="checkbox"/>	Mudguard, 2nd front axle, removable upper shell	0P1B8
<input type="checkbox"/>	Splash guard mat on mudguard, 2nd front axle, longer at bottom	0P1Y4
<input type="checkbox"/>	Rear axle HPD-1382, 13,000 kg, planetary axle with drive-through, straight, not steered, not liftable	0PIY1
<input type="checkbox"/>	Twin tyre on rear axle	0P1HN
<input type="checkbox"/>	Mudguard, rear axle, plastic half shells in front of rear axle	0P1AO
<input type="checkbox"/>	2nd rear axle HP-1352, 13,000 kg, planetary axle without drive-through, straight, not steered, not liftable	0PIVD
<input type="checkbox"/>	Twin tyre on 2nd rear axle	0P1HW
<input type="checkbox"/>	Mudguard, plastic half shells, behind 2nd rear axle	0P1AX
<input type="checkbox"/>	Splash guard mat on mudguard, 2nd rear axle	0P1XY
<input type="checkbox"/>	Axle ratio, i = 4.83	0P0DA
<input type="checkbox"/>	Differential locks on driven rear axles	0P0DI
<input type="checkbox"/>	Without differential locks, front axles	0P0DL
<input type="checkbox"/>	Emergency steering pump	0P1KO

Axle control system and suspension

<input type="checkbox"/>	Suspension type for front axles and driven rear axles, leaf/leaf (BB)	0P2YB
<input type="checkbox"/>	Leaf-spring suspension on front axle, parabolic, 4-leaf, steel	0P1JF
<input type="checkbox"/>	Leaf-spring suspension on 2nd front axle, parabolic, 4-leaf, steel	0P1JT

<input type="checkbox"/>	Leaf-spring suspension on rear axle, trapezoidal, steel	0P1J4
<input type="checkbox"/>	Leaf-spring suspension on 2nd rear axle, trapezoidal, steel	0P1JN
<input type="checkbox"/>	Spring load-bearing capacity front axle 9,500 kg	0P5C4
<input type="checkbox"/>	Spring load-bearing capacity of 2nd front axle, 9,500 kg	0P5DF
<input type="checkbox"/>	Spring load-bearing capacity of rear axle, 16,000 kg	0P5BW
<input type="checkbox"/>	Spring load-bearing capacity of 2nd rear axle, 16,000 kg	0P5C8
<input type="checkbox"/>	Shock absorbers on front axle	0P1M4
<input type="checkbox"/>	Shock absorbers on 2nd front axle	0P1ME
<input type="checkbox"/>	Shock absorbers on rear axle	0P1LQ
<input type="checkbox"/>	Shock absorbers on 2nd rear axle	0P1M9
<input type="checkbox"/>	Stabiliser, front axle	0P1LD
<input type="checkbox"/>	Stabiliser, 2nd front axle	0P1LK
<input type="checkbox"/>	Stabiliser, rear axle	0P1LA
<input type="checkbox"/>	Stabiliser, 2nd rear axle	0P1LH
<input type="checkbox"/>	Wishbone, reinforced	0P6ZS
<input type="checkbox"/>	Without air suspension control, trailer/semitrailer	0PHN2

Cab

Cab and cab exterior

<input type="checkbox"/>	Local transport cab NN	0P2DL
<input type="checkbox"/>	Cab mount, Basic	0P1V8
<input type="checkbox"/>	Cab tilt mechanism, manual	0P1V6
<input type="checkbox"/>	No tilting roof/sliding roof	0P1VY
<input type="checkbox"/>	Bumper, steel, 3 pieces	0P1SG
<input type="checkbox"/>	Front step, integrated, with grab option	0P1VE
<input type="checkbox"/>	Windscreen, composite safety glass, tinted	0P1X0
<input type="checkbox"/>	Sunblind, in front of windscreen	0P1WK
<input type="checkbox"/>	Wiper system for windscreen	0P1WG
<input type="checkbox"/>	Wiper activation, manual	0P1UL
<input type="checkbox"/>	Step unit, hinged	0P1V0
<input type="checkbox"/>	Central locking, no remote control	0P1WS
<input type="checkbox"/>	Vehicle key, 2 units	0P3JT
<input type="checkbox"/>	No door extension	0P1WV
<input type="checkbox"/>	Door labelling, according to maximum technically permitted overall vehicle weight	0P2DO
<input type="checkbox"/>	Door windows, tinted	0P1WO
<input type="checkbox"/>	Door window, safety glass	0P1WM
<input type="checkbox"/>	Construction-site rise with grab handles on cab roof, driver's side	0P1US
<input type="checkbox"/>	Cab rear wall, no window	0P1VD

Lights and acoustic signals on cab exterior (headlights, horn, ...)

<input type="checkbox"/>	Without light and headlight package	0PKWU
<input type="checkbox"/>	Front headlights, LED	0P1ZO
<input type="checkbox"/>	Stone protection guard for front headlights, wide and fine mesh	0PICD
<input type="checkbox"/>	Daytime driving lights with rear lights, LED	0P2BQ
<input type="checkbox"/>	Fog lights, LED	0P2AI
<input type="checkbox"/>	Turn signal lights, sides, LED	0P1Z7
<input type="checkbox"/>	Headlight beam regulator, manual	0P2AC

<input type="checkbox"/>	Driving-light control, manual	0P1ZF
<input type="checkbox"/>	Contour lights, LED, 2 units	0P2BS
<input type="checkbox"/>	Horn, two-tone, electrical	0P1W1
<input type="checkbox"/>	Revolving beacons, LED, yellow (individual LEDs light up in cascades, revolving)	0P2BD
<input type="checkbox"/>	2 revolving beacons on cab roof, 1 right and 1 left	0P2B3
<input type="checkbox"/>	Preparation for loading area lighting	0P2A5
<input type="checkbox"/>	Without revolving beacons at the rear of the vehicle	0PJRO

Mirrors and mirror replacements

<input type="checkbox"/>	Without mirror package	0PKWV
<input type="checkbox"/>	Exterior rear-view mirror, electrically adjustable	0P2CA
<input type="checkbox"/>	Kerb mirror, right, electrically adjustable	0P2CG
<input type="checkbox"/>	Front mirror, mechanical adjustment	0P2CJ
<input type="checkbox"/>	Mirror housing, not painted	0P2CP
<input type="checkbox"/>	Vehicle components, suitable for body width larger than 2,400 mm to 2,600 mm	0P2CT

Seats

<input type="checkbox"/>	Seat covers, fabric, standard	0P2PQ
<input type="checkbox"/>	Without driver's seat package	0PKXV
<input type="checkbox"/>	Comfort driver's seat, air-sprung	0P2P2
<input type="checkbox"/>	Driver's seat arm rests	0P2OE
<input type="checkbox"/>	Adjustment of seat belt height, driver's seat	0P4XQ
<input type="checkbox"/>	Without co-driver's seat package	0PKXU
<input type="checkbox"/>	Co-driver's seat, not sprung, with storage box	0P2OO
<input type="checkbox"/>	Storage space, in seat bracket of co-driver's seat	0P2Q6
<input type="checkbox"/>	Seat belt indicator, driver's side, acoustic and visual	0P2NB

Driver's workplace

<input type="checkbox"/>	Multi-function steering wheel, adjustable height and angle	0P2GD
<input type="checkbox"/>	Steering wheel, with parking position	0P2GE
<input type="checkbox"/>	Steering lock	0P3JZ
<input type="checkbox"/>	Instrumentation, Basic km/h	0P3L3
<input type="checkbox"/>	Tachograph Simulation Unit (TSU), instead of tachograph	0P2KY
<input type="checkbox"/>	Tachograph, calibrated	0P2KG
<input type="checkbox"/>	Stowage compartment, open with two USB sockets, 5 V, charging only, to the right of climate control panel	0PGT7
<input type="checkbox"/>	Cigarette lighter	0P2IH
<input type="checkbox"/>	Control panel MAN EasyControl, 2 functions, operable from outside with door open	0P3KB
<input type="checkbox"/>	Single DIN slots, 4 units, roof space, front	0P2FJ
<input type="checkbox"/>	Without storage tray next to seat	0PJRS

Cab air-conditioning system

<input type="checkbox"/>	Air-conditioning system, manual	0P2NU
<input type="checkbox"/>	Pre-separator (cyclone filter) for interior air intake	0P2O7

Bunk area

<input type="checkbox"/>	Without bunk area	0PKFY
--------------------------	-------------------	-------

Cab interior

<input type="checkbox"/>	Colour scheme for interior styling, dark	0P2I6
<input type="checkbox"/>	Interior styling analogous to colour scheme	0PGBT
<input type="checkbox"/>	Without driver's workplace package, Comfort	0PKXT
<input type="checkbox"/>	Windscreen roller blind, internal	0P2FE
<input type="checkbox"/>	Interior light, reading light (both sides)	0PKMZ
<input type="checkbox"/>	Interior light, central	0PHA6
<input type="checkbox"/>	Reading light, 2 units, 1 on driver's side and 1 on co-driver's side	0P2IR
<input type="checkbox"/>	Entry lighting	0P2IO
<input type="checkbox"/>	Entry handles, standard	0PHPK
<input type="checkbox"/>	Interior door cladding, washable, without map pocket	0PJUO
<input type="checkbox"/>	Without stowage and storage space package	0PKXS
<input type="checkbox"/>	Storage box, cab rear wall, 2 units, behind driver's and co-driver's sides	0P2F2
<input type="checkbox"/>	Storage, instrument panel in middle section, open	0P2HK
<input type="checkbox"/>	Grab handle, above door, internal, 2 units, 1 right and 1 left	0P2G2

Accessories and tools

<input type="checkbox"/>	Without accessories and tools package	0PKXA
<input type="checkbox"/>	Vehicle toolkit	0P2TX
<input type="checkbox"/>	First aid kit	0P3F3
<input type="checkbox"/>	Warning triangle, 1 units	0P3FI
<input type="checkbox"/>	Fire extinguisher, 2 kg, 1 ea., rear area of cab, inside, in vehicle documentation language	0P2YE
<input type="checkbox"/>	Compressed-air connection, cab, with compressed-air hose and gun	0P2FM
<input type="checkbox"/>	Jack, 25,000 kg	0P3F9
<input type="checkbox"/>	Operator's manual in English, printed, additional	0P2JB

Intelligent Truck

Assistance systems

<input type="checkbox"/>	Electronic Stability Program (ESP)	0P1TN
<input type="checkbox"/>	Anti-slip control (ASR)	0P1T2
<input type="checkbox"/>	Tempomat (cruise control, CC)	0P1TR
<input type="checkbox"/>	Road speed limiter, adjustable, limiter (engine speed regulation)	0P0C3
<input type="checkbox"/>	Without advanced emergency braking system	0P1U5
<input type="checkbox"/>	Without driving fitness detection system	0PHN5
<input type="checkbox"/>	Without Front Detection	0PHNA
<input type="checkbox"/>	Without traffic sign recognition	0PHNE
<input type="checkbox"/>	Without Reversing Motion System	0PHNV
<input type="checkbox"/>	Without distance warning system	0PKA0
<input type="checkbox"/>	Without MAN SafeStop Assist	0PLB5

Infotainment (radio,...)

<input type="checkbox"/>	Radio preparation, 12 V	0P2M4
<input type="checkbox"/>	Loudspeaker, door, 2 units, 1 left and 1 right	0P2ME
<input type="checkbox"/>	No navigation map	0P2N2

Bodies/interfaces

Interfaces to semitrailer (e.g. fifth-wheel coupling, brake connection,...)

<input type="checkbox"/>	Without trailer brake connection behind cab	0P1O3
<input type="checkbox"/>	No fifth-wheel coupling	0P1RJ
<input type="checkbox"/>	Without sensing of the fifth-wheel coupling	0PHN7

Interfaces to trailer (e.g. trailer coupling, brake connections,...)

<input type="checkbox"/>	Towing coupling at final cross member, ROCKINGER SK5	0P1MZ
<input type="checkbox"/>	Towing coupling on final cross member	0P1SH
<input type="checkbox"/>	Without trailer brake connection at end of frame, centre	0P1O0
<input type="checkbox"/>	Without trailer socket at frame end	0P1OW
<input type="checkbox"/>	Without trailer socket for anti-lock brake system (ABS)	0P1O9

Ex works bodies and interfaces to bodies (e.g. tipper indicator...)

<input type="checkbox"/>	Interface for data exchange with body (DIN), behind cab	0P2N8
<input type="checkbox"/>	Interface for vehicle data (FMS)	0P2J3
<input type="checkbox"/>	Tipper indicator, cab (symbols)	0P2M5
<input type="checkbox"/>	Operating device for tipper hydraulics, cab	0P3KN

PTOs

<input type="checkbox"/>	PTO, gearbox-dependent, type NH/4c, without flange, $f=0.88/1.14$, position approx. 2:30 o'clock	0P4QS
<input type="checkbox"/>	PTO, gearbox-dependent, for short-time operation less than 60 min	0P4VK
<input type="checkbox"/>	PTO, gearbox-dependent, shiftable	0P4X9
<input type="checkbox"/>	Without fan wheel for PTO, gearbox-dependent	0P4VR
<input type="checkbox"/>	Function parameters for PTO, gearbox-dependent, stationary operation	0P4WO
<input type="checkbox"/>	Gearbox shift blocking for PTO operation, electric/electronic	0P4VU
<input type="checkbox"/>	Sector-specific parameterisation, general	0P4X0

Towing, recovery and lashing

<input type="checkbox"/>	Central coupling jaw, integrated in bumper/front cross member, with lock pin	0P1MK
--------------------------	--	-------

Paintworks

Paintwork, cab, top

<input type="checkbox"/>	Top coating, cab	0P6YB
--------------------------	------------------	-------

Paintwork, cab, bottom

<input type="checkbox"/>	Textured coating, step units	0P6X9
<input type="checkbox"/>	Textured coating, mudguard, behind cab	0P6YG
<input type="checkbox"/>	Textured coating, bumper, steel	0P6YQ

Paintwork, chassis

<input type="checkbox"/>	Without additional top coating on chassis	0PJTK
<input type="checkbox"/>	Top coating, rims, steel, white-aluminium	0P6YL

Colour

<input type="checkbox"/>	Top coating, cab	PURE WHITE RAL 9010	N
--------------------------	------------------	---------------------	---

Technical data: TGS 41.400 8x4 BB CH / L39EAA02

Vehicle type: Vehicle type Tipper (KI)

Cab: Local transport cab NN

Drive Type: 8x4

Lengths		mm
TD071	Total length	8952.0
TD063	Front vehicle overhang	1607.0
TD057	Wheelbase between front axles	1795
TD058	Wheelbase between leading axle and rear axle	0
TD059	Wheelbase between rear axles	1400
TD060	Wheelbase between rear axle and trailing axle	0
TD064	Rear frame overhang	800.0
TD072	Distance from first front axle to body	604.0
TD067	Distance to kingpin from front axle, nominal position	-
TD074	Slew radius, front	-
TD075	Slew radius, rear	-
TD068	Coupling length	8374.0

Widths		mm
TD008	Width included rearview mirror	2981.0
TD001	Width over cab	2240.0

Frame		mm
TD009	Frame width at front	945.0
TD010	Frame width at the rear	765.0
TD078	Frame profile	270 x 85 x 9,5

Heights		mm
TD033	Maximum external height, unladen	3321.0
TD082	Total transport height, unladen	3321.0
TD034	Maximum external height, laden	3247.0
TD035	Frame height at theoretical rear wheelbase, unladen	1200.0
TD036	Frame height at theoretical rear wheelbase, laden	1105.0
TD045	Raising from driving position, front	0.0
TD046	Lowering from driving position, front	0.0
TD047	Raising from driving position, rear	0.0
TD048	Lowering from driving position, rear	0.0
TD051	Height of fifth-wheel coupling above ground, unladen	-
TD052	Height of fifth-wheel coupling above ground, laden	-

Circle dimensions		m
TD055	Track circle diameter	19.4
TD056	Wall-to-wall turning circle diameter	21.2

Weights/loads		kg
TD026	Chassis weight with cab	10859
TD027	Chassis weight, front	6748
TD028	Chassis weight, rear	4111
TD029	Payload	30141

TD018	Statutorily permissible gross vehicle weight	41000
TD025	Technically permissible gross vehicle weight	41000
TD031	Statutorily permissible gross train weight	0
TD032	Statutorily permissible trailer load	0

The technical data must be considered as an approximation. Some of the values are given in a simplified form. More detailed notes and descriptions can be found in the respective information in the overview. Contents and specifications have been compiled with the greatest possible care. Nevertheless, we do not assume responsibility for the data and values supplied being correct and up to date. Subject to errors and changes. MAN Truck & Bus AG is liable only in cases of intent, gross negligence or culpable breach of significant contractual obligations.