

## Vehicle description for: TGS 33.480 6x4 BB SA



Illustration can deviate

### Vehicle standards

Product family	The new MAN Truck Generation
Model & Variant	TGS 33.480 6x4 BB SA
Vehicle type	Vehicle type Semitrailer tractor (SA)
Cab	TN cab: the flexible one (narrow, long, normal height)
Main wheel distance	3600 mm
Overhang	700 mm
Steering configuration	Left

### Vertical Load

	National Registration	Technical Load	Technical Load Plus
Gross weight	33,000 kg	33,000 kg	33,000 kg
Front axle	8,000 kg	8,000 kg	8,000 kg
Rear axle	13,000 kg	13,000 kg	13,000 kg
Rear axle 2	13,000 kg	13,000 kg	13,000 kg

### Horizontal Load

	National Registration	Technical Load	Technical Load Plus
Gross train weight	46,000 kg	59,000 kg	90,000 kg

The printed images in this offer are for explanatory purposes and may differ from the actual configuration.  
For further product information on the tire selection "selectively", please contact our sales staff.

## Vehicle characteristics

### Basic characteristics

<input type="checkbox"/>	Semitrailer tractor	0P2UA
<input type="checkbox"/>	Chassis class, heavy	0P2UC
<input type="checkbox"/>	Merchant tonnage 33 t	0P8LK
<input type="checkbox"/>	Basic layout of vehicle, all-round	0PGCU
<input type="checkbox"/>	Frame type, medium-high	0P2TQ
<input type="checkbox"/>	Vehicle type Semitrailer tractor (SA)	0P2UR
<input type="checkbox"/>	Left-hand-drive	0P3AS
<input type="checkbox"/>	Right-hand traffic	0P3F5
<input type="checkbox"/>	Vehicle documents in English	0P2L7
<input type="checkbox"/>	Labelling in English	0P8NM
<input type="checkbox"/>	Cab position 640 mm (distance from frame lower edge to cab floor)	0PHBE

### Registration

<input type="checkbox"/>	Vehicle approval, N3G class	0P3JS
<input type="checkbox"/>	Maximum speed limiter, 85 km/h, electronic, engine speed regulation	0P2UI
<input type="checkbox"/>	Maximum vehicle noise level, 82 dB in acc. with UN/ECE-R 51.02	0PIND
<input type="checkbox"/>	Height over cab, unloaded up to 4,000 mm	0PHA1
<input type="checkbox"/>	Maximum vehicle width of 2,500 mm checked with respect to relevant cab components	0PIOH
<input type="checkbox"/>	Maximum vehicle width of 2,500 mm checked with respect to relevant chassis components	0PIOJ
<input type="checkbox"/>	Maximum vehicle width of 2,500 mm checked with respect to relevant axles, rims, tyres, wheel trim	0PIOL
<input type="checkbox"/>	Vehicle classification in accordance with regulation (EU) 2018/858	0PKAW

### Documents

<input type="checkbox"/>	European standard exhaust emission confirmation	0P2Q7
<input type="checkbox"/>	Without registration documentation, national	0P3B0
<input type="checkbox"/>	Special confirmation, heavy load / municipal operation	0P3CK
<input type="checkbox"/>	Cabling, in accordance with ADR	0P0YW

### Application scope / transport tasks

<input type="checkbox"/>	Vehicle version municipal/public service deployment	0P0H7
<input type="checkbox"/>	Long-haul transport, standard	0P6WE
<input type="checkbox"/>	042 SZM Heavy-duty transport	0P2QN
<input type="checkbox"/>	Temperature range, vehicle deployment, warm country	0PHIB
<input type="checkbox"/>	Case hardness of final drive Distribution	0P4F0

### Lines, editions and packages

<input type="checkbox"/>	Special request paintwork	0PJTD
<input type="checkbox"/>	Without Individual Lion package	0PJT1

### Horizontal and vertical loads

<input type="checkbox"/>	33,000 kg permitted gross load, vertical, nat. appr.	0P5QP
<input type="checkbox"/>	33,000 kg permitted gross load, vertical, tech.	0P5UA

<input type="checkbox"/>	33,000 kg permitted gross load, vertical, tech. Plus	0P8HZ
<input type="checkbox"/>	8,000 kg permitted load on front axle, nat. appr.	0P5KT
<input type="checkbox"/>	8,000 kg permitted load on front axle, tech.	0P5LN
<input type="checkbox"/>	8,000 kg permitted load on front axle, tech. Plus	0P8D4
<input type="checkbox"/>	13,000 kg permitted load on rear axle NatZu	0P5HC
<input type="checkbox"/>	13,000 kg permitted load on rear axle, tech.	0P5IO
<input type="checkbox"/>	13,000 kg permitted load on rear axle, tech. Plus	0P8BY
<input type="checkbox"/>	13,000 kg permitted load on 2nd rear axle NatZu	0P5FM
<input type="checkbox"/>	13,000 kg permitted load on 2nd rear axle, tech.	0P5M9
<input type="checkbox"/>	13,000 kg permitted load on 2nd rear axle, tech. Plus	0P7TJ
<input type="checkbox"/>	46,000 kg permitted gross train weight, national registration	0PB12
<input type="checkbox"/>	59,000 kg permissible gross train weight TechH.	0PBWX
<input type="checkbox"/>	90,000 kg permitted gross train weight, Tech. Plus	0PBRB
<input type="checkbox"/>	0kN D value	0P8XD
<input type="checkbox"/>	With the registered technical gross train weight, the maximum possible gradeability is 9 %	0P9BA

#### Notification texts

<input type="checkbox"/>	Notice: Reduced front overhang angle due to long radiator	0PHPG
<input type="checkbox"/>	Without note (propshaft wear)	0PJRV

#### Chassis

##### Vehicle frame (wheelbase, overhang, ...)

<input type="checkbox"/>	Main wheelbase, 3,600 mm	0P2ZD
<input type="checkbox"/>	Wheelbase between rear axles, 1,400 mm	0P3BX
<input type="checkbox"/>	Frame overhang, rear, 700 mm	0P3EQ
<input type="checkbox"/>	Main frame side member thickness, 9.5 mm	0P0Y7
<input type="checkbox"/>	Vehicle rear, angled end of frame	0P0XS
<input type="checkbox"/>	Semitrailer auxiliary frame	0P0XV

##### Exhaust system, air intake

<input type="checkbox"/>	Exhaust silencer, side, left	0P1BG
<input type="checkbox"/>	Exhaust tailpipe, towards rear	0P1BQ
<input type="checkbox"/>	Air intake, behind cab, raised	0P0AY
<input type="checkbox"/>	Pre-separator for engine air intake	0P0BA

##### Battery cases, batteries, alternator

<input type="checkbox"/>	Battery, 12 V, 175 Ah, 2 units, maintenance free	0P0WA
<input type="checkbox"/>	Alternator, Basic	0P1BV
<input type="checkbox"/>	Medium battery box, 2 batteries	0P0WU
<input type="checkbox"/>	Battery box, left	0P0WO
<input type="checkbox"/>	Battery emergency stop switch	0P3JV
<input type="checkbox"/>	Fuses	0P1V1

##### Tanks and fuel line

<input type="checkbox"/>	Fuel tank capacity 590 l, right	0P4EL
<input type="checkbox"/>	Fuel tank, right, aluminium	0P4GM
<input type="checkbox"/>	Tank cross-section, right, medium	0P4HE

<input type="checkbox"/>	Fuel tank capacity 300 l, left	
<input type="checkbox"/>	Fuel tank, left, aluminium	
<input type="checkbox"/>	Fuel tank cap, lockable for master key system	0P4H5
<input type="checkbox"/>	Fuel pre-filter position on the battery box	0PIW9

#### Frame attachments

<input type="checkbox"/>	Without underride protection, front	0P1FM
<input type="checkbox"/>	Working platform, with step	0P0VE
<input type="checkbox"/>	Without underride protection, side	0P1FG
<input type="checkbox"/>	Spare wheel, provisionally mounted	0P1GR
<input type="checkbox"/>	Final cross member, with hole pattern 160 x 100 mm	0P1SB
<input type="checkbox"/>	Without underride protection, rear	0P1FB
<input type="checkbox"/>	Without body attachment brackets/thrust plates	0P0X6

#### Pneumatic brakes, compressed-air generation, brake system

<input type="checkbox"/>	Air compressor, 1-cylinder, 360 ccm	0P0AF
<input type="checkbox"/>	Compressed-air treatment, pneumatically controlled	0P0AB
<input type="checkbox"/>	Steel compressed-air tank	0P0XH
<input type="checkbox"/>	Electronic brake system (EBS)	0P0BL
<input type="checkbox"/>	Anti-lock braking system (ABS)	0P0BE
<input type="checkbox"/>	Full brake assistant	0P0CM
<input type="checkbox"/>	Without preparation for EBS Full control unit	0PHPM
<input type="checkbox"/>	MAN EVB high-performance engine brake	0P0BV
<input type="checkbox"/>	Retarder Eco Cool, speed-dependent, variable stages, energy eff., low heat input in coolant	0P0BQ
<input type="checkbox"/>	Drum brakes on front axle	0P11A
<input type="checkbox"/>	Drum brakes on rear axle	0P1I5
<input type="checkbox"/>	Drum brakes on 2nd rear axle	0P1IF
<input type="checkbox"/>	Parking brake control, next to driver's seat	0P3KH
<input type="checkbox"/>	Parking brake with spring-type actuator on rear axles (incl. leading axle/ trailing axle)	0PGBL
<input type="checkbox"/>	MAN EasyStart immobiliser	0P1TF

#### Lights and acoustic signals on the chassis (rear lights, ...)

<input type="checkbox"/>	Rear lights	0P2AQ
<input type="checkbox"/>	Emergency braking signal, hazard light activation, automatic	0P0CG
<input type="checkbox"/>	Acoust. Reversing warning system deactivatable when reverse gear selected	0P3CE
<input type="checkbox"/>	Light function test	0P2AD
<input type="checkbox"/>	Side marker lights, LED	0P2BJ

#### Driveline/running gear

##### Engine, radiator

<input type="checkbox"/>	Diesel engine MAN D2676 LF03, 353 kW (480 hp) output, 2,300 Nm torque, Euro 2	0P6BO
<input type="checkbox"/>	Fuel filter, for fuels up to Cleanliness Class 25	0PHII
<input type="checkbox"/>	Fuel pre-filter, with oil separator/water trap	0P0AT
<input type="checkbox"/>	Without torque reduction	0P0G5
<input type="checkbox"/>	Ventilation, crankcase, open	0P8PN
<input type="checkbox"/>	Anti-noise skirt, engine	0P2E7
<input type="checkbox"/>	Fan control for start of cooling with low coolant temperature (e.g. hot country)	0P0K5
<input type="checkbox"/>	Reduction of dust swirl through radiator fan	0P1YE
<input type="checkbox"/>	Engine cooler, extended	0P4XY


<input type="checkbox"/>	Radiator protection, lower	0P1XE
<input type="checkbox"/>	Front radiator protection, grille	0P1VP
<input type="checkbox"/>	Engine oil dipstick and digital oil level gauge	0P0B6
<input type="checkbox"/>	Warning message for engine coolant level, with advance warning	0P0KA
<input type="checkbox"/>	Antifreeze, down to -32 °C	0P0AK

#### Gearbox, clutch

<input type="checkbox"/>	MAN TipMatic 12.28 OD, with retarder 35	0P5VX
<input type="checkbox"/>	Gearbox for increased percentage of overrun during driving operation	0PGCL
<input type="checkbox"/>	MAN TipMatic actuation, with drop arm, manual (DNR option, switching strategy option)	0P3KI
<input type="checkbox"/>	MAN Idle Speed Driving gearbox function	0P0ER
<input type="checkbox"/>	MAN TipMatic Efficiency driving program, up to 70,000 kg	0P0FA
<input type="checkbox"/>	MAN TipMatic Offroad gearbox shift strategy, up to 70,000 kg	0P0F4
<input type="checkbox"/>	Expansion, MAN TipMatic Heavy-duty transport driving program, up to 90,000 kg	0P0FG
<input type="checkbox"/>	MAN TipMatic Manoeuvre driving program, manoeuvring feature	0P0FI
<input type="checkbox"/>	Single-disc clutch, 430 mm, dry	0P0DT
<input type="checkbox"/>	Driveline propshaft, reinforced	0P0E2
<input type="checkbox"/>	Propshaft, 2nd rear axle, reinforced	0PGCF

#### Wheels, tyres

<input type="checkbox"/>	Required tyre speed index J	0PFW2
<input type="checkbox"/>	Front axle tyres Bridgestone 315/80R22.5 M-STEER 001 Steering-Road+Offroad TL	0PEYF




Product Information Sheet




Delegated Regulation (EU) 2020/740

Supplier name or trademark	BRIDGESTONE
Commercial name or trade designation	M-STEER 001
Tyre type identifier	8697
Tyre size designation	315/80 R22.5
Load-capacity index	156
Load-capacity index (Load index for Dual mounting)	150
Speed category symbol	K
Fuel efficiency class	C
Wet grip class	B
External rolling noise class	A
External rolling noise value	69 dB
Severe snow tyre	Yes
Date of start of production	14/16
Date of end of production	-
Additional information	
Load-capacity index (Single load index for Additional Service Description)	
Load-capacity index (Dual load index for Additional Service Description)	
Speed category symbol (for Additional Service Description)	

- Rim type, front axle, steel, single-part
- Rim size, front axle, 10-hole, 9.00x22.5
- Wheel nut cover ring, front axle
- Rear axle tyres Bridgestone 315/80R22.5 M-DRIVE 001 Drive-S+G TL

0P0P0  
0P0NI  
0P0PR  
0PDT9





**Bridgestone**

8691

315/80R22,5 156/150 K

C3



A

B

C

D

E

A

B


C

D

E

D

B



72 dB

ABC

2020/740

Page 6 of 13


Product Information Sheet



Delegated Regulation (EU) 2020/740

Supplier name or trademark	BRIDGESTONE
Commercial name or trade designation	M-DRIVE 001
Tyre type identifier	8691
Tyre size designation	315/80 R22.5
Load-capacity index	156
Load-capacity index (Load index for Dual mounting)	150
Speed category symbol	K
Fuel efficiency class	D
Wet grip class	B
External rolling noise class	A
External rolling noise value	72 dB
Severe snow tyre	Yes
Date of start of production	14/16
Date of end of production	-
Additional information	
Load-capacity index (Single load index for Additional Service Description)	
Load-capacity index (Dual load index for Additional Service Description)	
Speed category symbol (for Additional Service Description)	

- Rim type, rear axle, steel, single-part
- Rim size, rear axle, 10-hole, 9.00x22.5
- Tyres for 2nd rear axle Bridgestone 315/80R22.5 M-DRIVE 001 Drive-Road+Offroad TL

0P000  
0P0MU  
0PEB9




**ENERGY**

**Bridgestone**

8691

315/80R22,5 156/150 K C3



A


B

C

D

E

D



A


B

C

D


E

B



72 dB

ABC



2020/740

Page 7 of 13

## Product Information Sheet

Delegated Regulation (EU) 2020/740

Supplier name or trademark	BRIDGESTONE
Commercial name or trade designation	M-DRIVE 001
Tyre type identifier	8691
Tyre size designation	315/80 R22.5
Load-capacity index	156
Load-capacity index (Load index for Dual mounting)	150
Speed category symbol	K
Fuel efficiency class	D
Wet grip class	B
External rolling noise class	A
External rolling noise value	72 dB
Severe snow tyre	Yes
Date of start of production	14/16
Date of end of production	-
Additional information	
Load-capacity index (Single load index for Additional Service Description)	
Load-capacity index (Dual load index for Additional Service Description)	
Speed category symbol (for Additional Service Description)	

- |                          |  |       |
|--------------------------|--|-------|
| <input type="checkbox"/> | Rim type, 2nd rear axle, steel, single-part                        | 0P0PA |
| <input type="checkbox"/> | Rim size, 2nd rear axle, 10-hole, 9.00x22.5                        | 0P0O7 |
| <input type="checkbox"/> | Spare wheel, in accordance with configuration for front axle tyres | 0P0MH |

### Axles

- |                          |   |       |
|--------------------------|---|-------|
| <input type="checkbox"/> | 6x4   | 0P3B9 |
| <input type="checkbox"/> | Steering ratio, indirect  | 0P1JY |
| <input type="checkbox"/> | Steering oil tank with electrical measuring sensor  | 0P1JV |
| <input type="checkbox"/> | Front axle, 9,200 kg, not driven, straight, steered, not liftable                                 | 0P5EX |
| <input type="checkbox"/> | Mudguard, front axle  | 0P1AT |
| <input type="checkbox"/> | Splash guard mat on mudguard, front axle, longer at bottom  | 0P1XS |
| <input type="checkbox"/> | Rear axle, 13,000 kg, planetary axle with drive shaft, straight, not steered, not liftable        | 0P4ZM |
| <input type="checkbox"/> | Twin tyre on rear axle  | 0P1HN |
| <input type="checkbox"/> | Mudguard, rear axle, upper shell removable  | 0P1AM |
| <input type="checkbox"/> | Splash guard mat on mudguard, rear axle, longer at bottom   | 0P1XK |
| <input type="checkbox"/> | 2nd rear axle, 13,000 kg, planetary axle without drive shaft, straight, not steered, not liftable | 0P4Y7 |
| <input type="checkbox"/> | Twin tyre on 2nd rear axle  | 0P1HW |
| <input type="checkbox"/> | Mudguard, 2nd rear axle, removable upper shell  | 0P1B3 |
| <input type="checkbox"/> | Splash guard mat on mudguard, 2nd rear axle, longer at bottom                                     | 0P1Y0 |
| <input type="checkbox"/> | Axle ratio, $i = 4.33$  | 0P0D6 |
| <input type="checkbox"/> | Differential locks on driven rear axles   | 0P0DI |
| <input type="checkbox"/> | Without differential locks, front axles   | 0P0DL |

### Axle control system and suspension

- |                          |   |       |
|--------------------------|---|-------|
| <input type="checkbox"/> | Suspension type for front axles and driven rear axles, leaf/leaf (BB) | 0P2YB |
| <input type="checkbox"/> | Leaf-spring suspension on front axle, parabolic, 3-leaf, steel        | 0P1JE |
| <input type="checkbox"/> | Leaf-spring suspension on rear axle, parabolic, 5-leaf, steel         | 0P1J2 |
| <input type="checkbox"/> | Leaf-spring suspension on 2nd rear axle, parabolic, 5-leaf, steel     | 0P1JL |
| <input type="checkbox"/> | Spring load-bearing capacity front axle 9,500 kg                      | 0P5C4 |
| <input type="checkbox"/> | Spring load-bearing capacity of rear axle, 16,000 kg                  | 0P5BW |
| <input type="checkbox"/> | Spring load-bearing capacity of 2nd rear axle, 16,000 kg              | 0P5C8 |



<input type="checkbox"/>	Shock absorbers on front axle	0P1M4
<input type="checkbox"/>	Shock absorbers on rear axle	0P1LQ
<input type="checkbox"/>	Shock absorbers on 2nd rear axle	0P1M9
<input type="checkbox"/>	Stabiliser, front axle	0P1LD
<input type="checkbox"/>	Stabiliser, rear axle	0P1LA
<input type="checkbox"/>	Stabiliser, 2nd rear axle	0P1LH
<input type="checkbox"/>	Wishbone, reinforced	0P6ZS

## Cab

---

### Cab and cab exterior

---

<input type="checkbox"/>	TN cab: the flexible one (narrow, long, normal height)	0P2DF
<input type="checkbox"/>	Cab mount, Basic	0P1V8
<input type="checkbox"/>	Cab tilt mechanism, manual	0P1V6
<input type="checkbox"/>	Tilting roof, mechanical	0P1VW
<input type="checkbox"/>	Bumper, steel, 3 pieces	0P1SG
<input type="checkbox"/>	Front step, integrated, with grab option	0P1VE
<input type="checkbox"/>	Windscreen, composite safety glass, tinted	0P1X0
<input type="checkbox"/>	Sunblind, in front of windscreen	0P1WK
<input type="checkbox"/>	Wiper system for windscreen	0P1WG
<input type="checkbox"/>	Wiper activation, manual	0P1UL
<input type="checkbox"/>	Step unit, hinged	0P1V0
<input type="checkbox"/>	Central locking, no remote control	0P1WS
<input type="checkbox"/>	Vehicle key, 2 units	0P3JT
<input type="checkbox"/>	No door extension	0P1WV
<input type="checkbox"/>	Door labelling, according to trade tonnage of vehicle	0P2DQ
<input type="checkbox"/>	Door windows, tinted	0P1WO
<input type="checkbox"/>	Door window, safety glass	0P1WM
<input type="checkbox"/>	Cab rear wall, no window	0P1VD

### Lights and acoustic signals on cab exterior (headlights, horn, ...)

---

<input type="checkbox"/>	Front headlights, H7	0P1ZN
<input type="checkbox"/>	Stone protection for front headlights, guard, wide mesh	0P1ZT
<input type="checkbox"/>	Daytime driving lights, H7	0P2BN
<input type="checkbox"/>	Fog lights, H7	0P2AH
<input type="checkbox"/>	Headlight beam regulator, manual	0P2AC
<input type="checkbox"/>	Driving-light control, manual	0P1ZF
<input type="checkbox"/>	Contour lights, LED, 2 units	0P2BS
<input type="checkbox"/>	Turn signal lights, sides, bulb	0P1Z6
<input type="checkbox"/>	Compressed-air horn, 2 units, cab roof	0P1UW
<input type="checkbox"/>	Revolving beacons, LED, yellow (individual LEDs light up in cascades, revolving)	0P2BD
<input type="checkbox"/>	Revolving beacon on cab roof, left	0P2B1
<input type="checkbox"/>	Spotlight, 1 unit, cab roof, left	0P1YK
<input type="checkbox"/>	Spotlight, LED, white	0PJQA
<input type="checkbox"/>	Switch for spotlight/manoeuvring light	0P5U5
<input type="checkbox"/>	Without revolving beacons at the rear of the vehicle	0PJRO

---

#### Mirrors and mirror replacements

<input type="checkbox"/>	Exterior rear-view mirror, mechanically adjustable	0P2CC
<input type="checkbox"/>	Mirror housing, not painted	0P2CP
<input type="checkbox"/>	Vehicle components, suitable for body width larger than 2,400 mm to 2,600 mm	0P2CT
<input type="checkbox"/>	Kerb mirror, right, mechanically adjustable	0P2CH
<input type="checkbox"/>	Front mirror, mechanical adjustment	0P2CJ

---

#### Seats

<input type="checkbox"/>	Seat covers, fabric, standard	0P2PQ
<input type="checkbox"/>	Comfort driver's seat, air-sprung	0P2P2
<input type="checkbox"/>	Driver's seat arm rests	0P2OE
<input type="checkbox"/>	Adjustment of seat belt height, driver's seat	0P4XQ
<input type="checkbox"/>	Co-driver's seat, not sprung, with storage box	0P2OO
<input type="checkbox"/>	Storage space, in seat bracket of co-driver's seat	0P2Q6
<input type="checkbox"/>	Seat belt indicator, driver's side, acoustic and visual	0P2NB

---

#### Driver's workplace

<input type="checkbox"/>	Multi-function steering wheel, adjustable height and angle	0P2GD
<input type="checkbox"/>	Steering wheel, with parking position	0P2GE
<input type="checkbox"/>	Steering lock	0P3JZ
<input type="checkbox"/>	Instrumentation, Basic km/h	0P3L3
<input type="checkbox"/>	Tachograph Simulation Unit (TSU), instead of tachograph	0P2KY
<input type="checkbox"/>	Tachograph, calibrated	0P2KG
<input type="checkbox"/>	Stowage compartment, open with two USB sockets, 5 V, charging only, to the right of climate control panel	0PGT7
<input type="checkbox"/>	Cigarette lighter	0P2IH
<input type="checkbox"/>	Control panel MAN EasyControl, 2 functions, operable from outside with door open	0P3KB
<input type="checkbox"/>	Single DIN slots, 4 units, roof space, front	0P2FJ

---

#### Cab air-conditioning system

<input type="checkbox"/>	Air-conditioning system, manual	0P2NU
<input type="checkbox"/>	Pre-separator (cyclone filter) for interior air intake	0P2O7

---

#### Bunk area

<input type="checkbox"/>	Without bunk area package	0PKNE
<input type="checkbox"/>	Bunk, bottom, with slatted support	0P2GX
<input type="checkbox"/>	Fabric cover for bottom bunk	0P2I5
<input type="checkbox"/>	Standard bed mattress, bottom, 90 mm	0P2GM
<input type="checkbox"/>	Storage box, rear, left, accessible from outside and inside with flap	0P2H2
<input type="checkbox"/>	Storage box, rear, right, accessible from outside and inside with flap	0P2H6

---

#### Cab interior

<input type="checkbox"/>	Without interior lighting package	0PKNF
<input type="checkbox"/>	Colour scheme for interior styling, dark	0P2I6
<input type="checkbox"/>	Interior styling analogous to colour scheme	0PGBT
<input type="checkbox"/>	Windscreen roller blind, internal	0P2FE
<input type="checkbox"/>	Roller blind for door windows, internal, mechanical, driver's side	0P2FH
<input type="checkbox"/>	All-round curtain	0P2GS
<input type="checkbox"/>	Interior light, central	0PHA6
<input type="checkbox"/>	Entry lighting	0P2IO
<input type="checkbox"/>	Door interior cladding, washable	0P2IA

---

<input type="checkbox"/>	Storage, instrument panel in middle section, open	0P2HK
<input type="checkbox"/>	Storage compartment, below the bunk, with bulkhead	0P2HH
<input type="checkbox"/>	Grab handle, above door, internal, 2 units, 1 right and 1 left	0P2G2
<input type="checkbox"/>	Entry handles, standard	0PHPK

#### Accessories and tools

<input type="checkbox"/>	Compressed-air connection, cab	0P2FL
<input type="checkbox"/>	Jack, 12,000 kg	0P3F8
<input type="checkbox"/>	Vehicle toolkit	0P2TX
<input type="checkbox"/>	No warning triangle	0P3FH
<input type="checkbox"/>	Operator's manual in English, printed, additional	0P2JB

### Intelligent Truck

#### Assistance systems

<input type="checkbox"/>	Tempomat (cruise control, CC)	0P1TR
<input type="checkbox"/>	Road speed limiter, adjustable, limiter (engine speed regulation)	0P0C3
<input type="checkbox"/>	Without advanced emergency braking system	0P1U5

#### Infotainment (radio,...)

<input type="checkbox"/>	MMT infotainment system, Starter Basic	0P2M1
<input type="checkbox"/>	MAN loudspeaker system	0P2MF
<input type="checkbox"/>	No navigation map	0P2N2

### Bodies/interfaces

#### Interfaces to semitrailer (e.g. fifth-wheel coupling, brake connection,...)

<input type="checkbox"/>	2-line semitrailer brake connection, behind cab, spiral cable with standard coupling	0P1Q2
<input type="checkbox"/>	Trailer socket behind cab, 24 V, 15-pin	0P1P9
<input type="checkbox"/>	Spiral cable to semitrailer, electr., one unit, for trailer socket behind cab, 24-V, 15-pin to 15-pin	0P8NY
<input type="checkbox"/>	Spiral cable to semitrailer, electric, for trailer socket ABS, behind cab	0P8O1
<input type="checkbox"/>	Fifth-wheel pick-up plate installation height, 40 mm (up to max. 36,000 kg fifth-wheel coupling load)	0P6ZZ
<input type="checkbox"/>	JOST JSK 38 C 3.5" fifth-wheel coupling	0P1RP
<input type="checkbox"/>	Kingpin, 3.5" diameter	0P1RZ
<input type="checkbox"/>	Manufacturer of fifth-wheel coupling: Jost	0PBY1
<input type="checkbox"/>	Fifth-wheel coupling installation height, 190 mm	0P1PT
<input type="checkbox"/>	Fifth-wheel coupling, manual lubrication	0P6XR
<input type="checkbox"/>	Rubber joint bearing, fifth-wheel coupling	0PBY6
<input type="checkbox"/>	Fifth-wheel coupling actuation, normal handle	0P1QI
<input type="checkbox"/>	Fifth-wheel lead, 1,125 mm	0P5AY

#### Interfaces to trailer (e.g. trailer coupling, brake connections,...)

<input type="checkbox"/>	Towing coupling at final cross member, ROCKINGER SK5	0P1MZ
<input type="checkbox"/>	Towing coupling on final cross member	0P1SH
<input type="checkbox"/>	Without trailer brake connection at end of frame, centre	0P1O0
<input type="checkbox"/>	Without trailer socket at frame end	0P1OW
<input type="checkbox"/>	Trailer socket for anti-lock braking system (ABS), behind cab	0P1O5

---

**Ex works bodies and interfaces to bodies (e.g. tipper indicator...)**

<input type="checkbox"/>	Interface for data exch. with body (customer-specific control module) and engine intermediate speed control (ZDR), front area of cab	0P2NA
--------------------------	--	-------

---

**PTOs**

<input type="checkbox"/>	PTO, gearbox-dependent, type NH/4c, without flange, f=0.88/1.14, position approx. 3:30 o'clock	0P6XL
<input type="checkbox"/>	PTO, gearbox-dependent, for short-time operation less than 60 min	0P4VK
<input type="checkbox"/>	PTO, gearbox-dependent, shiftable	0P4X9
<input type="checkbox"/>	Without fan wheel for PTO, gearbox-dependent	0P4VR
<input type="checkbox"/>	Function parameters for PTO, gearbox-dependent, stationary operation	0P4WO
<input type="checkbox"/>	Gearbox shift blocking for PTO operation, electric/electronic	0P4VU
<input type="checkbox"/>	Sector-specific parameterisation, general	0P4X0

---

**Towing, recovery and lashing**

<input type="checkbox"/>	Central coupling jaw, integrated in bumper/front cross member, with lock pin	0P1MK
--------------------------	--	-------

---

**Paintworks**

---

**Paintwork, cab, top**

<input type="checkbox"/>	Top coating, cab	0P6YB
--------------------------	------------------	-------

---

**Paintwork, cab, bottom**

<input type="checkbox"/>	Textured coating, step units	0P6X9
<input type="checkbox"/>	Textured coating, mudguard, behind cab	0P6YG
<input type="checkbox"/>	Textured coating, bumper, steel	0P6YQ

---

**Paintwork, chassis**

<input type="checkbox"/>	Top coating, chassis	0P6YC
<input type="checkbox"/>	Top coating, rims, steel, white-aluminium	0P6YL

---

**Colour**

<input type="checkbox"/>	Top coating, cab	PURE WHITE RAL 9010	N
<input type="checkbox"/>	Top coating, chassis	GRAPHITE BLACK RAL 9011	W

## Technical data: TGS 33.480 6x4 BB SA / L26JAA03

Vehicle type: Vehicle type Semitrailer tractor (SA)

Cab: TN cab: the flexible one (narrow, long, normal height)

Drive Type: 6x4

<b>Lengths</b>		<b>mm</b>
TD071	Total length	7417.0
TD063	Front vehicle overhang	1607.0
TD057	Wheelbase between front axles	0
TD058	Wheelbase between leading axle and rear axle	0
TD059	Wheelbase between rear axles	1400
TD060	Wheelbase between rear axle and trailing axle	0
TD064	Rear frame overhang	675.0
TD072	Distance from first front axle to body	865.0
TD067	Distance to kingpin from front axle, nominal position	3875.0
TD074	Slew radius, front	2910.0
TD075	Slew radius, rear	2212.0
TD068	Coupling length	7245.0

<b>Widths</b>		<b>mm</b>
TD008	Width included rearview mirror	2981.0
TD001	Width over cab	2240.0

<b>Frame</b>		<b>mm</b>
TD009	Frame width at front	945.0
TD010	Frame width at the rear	765.0
TD078	Frame profile	270 x 85 x 9,5

<b>Heights</b>		<b>mm</b>
TD033	Maximum external height, unladen	3306.0
TD082	Total transport height, unladen	3306.0
TD034	Maximum external height, laden	3208.0
TD035	Frame height at theoretical rear wheelbase, unladen	1139.0
TD036	Frame height at theoretical rear wheelbase, laden	1056.0
TD045	Raising from driving position, front	0.0
TD046	Lowering from driving position, front	0.0
TD047	Raising from driving position, rear	0.0
TD048	Lowering from driving position, rear	0.0
TD051	Height of fifth-wheel coupling above ground, unladen	1453.0
TD052	Height of fifth-wheel coupling above ground, laden	1370.0

<b>Circle dimensions</b>		<b>m</b>
TD055	Track circle diameter	17.2
TD056	Wall-to-wall turning circle diameter	18.9

<b>Weights/loads</b>		<b>kg</b>
TD026	Chassis weight with cab	9585.0
TD027	Chassis weight, front	---
TD028	Chassis weight, rear	---
TD029	Payload	---

TD018	Statutorily permissible gross vehicle weight	33000
TD025	Technically permissible gross vehicle weight	33000
TD031	Statutorily permissible gross train weight	46000
TD032	Statutorily permissible trailer load	0

The technical data must be considered as an approximation. Some of the values are given in a simplified form. More detailed notes and descriptions can be found in the respective information in the overview. Contents and specifications have been compiled with the greatest possible care. Nevertheless, we do not assume responsibility for the data and values supplied being correct and up to date. Subject to errors and changes. MAN Truck & Bus AG is liable only in cases of intent, gross negligence or culpable breach of significant contractual obligations.