

SERVICE TRUCK: MWS – AT_W

SPECIFICATIONS:

BODYWORK

- MWS Insulated Body from Twisted C type channel steel.
- Base traverses 80mm height 3mm 18 mm Elastomeric rubber insulation.
- Floor 18mm Plywood.
- Sliding windows to usable areas.
- Generator and compressor areas are quickly accessible cover.
- Exhaust and ventilation device.
- Stainless hinges and locks.
- Outside transportation center control board.
- Electrical cables are hidden inside the insulated chassis.
- Outside transportation center control board.
- Electrical cables are hidden inside the insulated chassis.
- Quick access cover to the lubricating and washing rollers.
- Monolithic crane connection channel to the body frame.
- Fixed glass rear door.
- Environmental and interior lighting 220v.
- Acrylic industrial chassis and surface paint.
- Quick-access rear bumper drawers.
- Metal items are fixed to the chassis.

ALUMINIUM SHUTTERS

- Manual Working
- Locking Systems
- Size: 1000 x 2300 mm 2 pcs.

DIESEL GENERATOR – (POWER)

- Brand: Power
- Standby/Prime :28 kVa / 25 kVa
- Standard Voltage: 400/230 V / 3 Phase
- Engine Brand: Cummins
- Engine Model: X2-5G2
- Alternator: Stamford
- RPM: 1500 rpm.
- Frequency: 50 Hz.
- Water Cooling

WELDING MACHINE MMA – (MAGMAWELD)

- Mains Voltage: 3 Phase 400 V
- Power Drawn: 19.6 KVA
- Welding Current: 5 - 350 A
- Rated Welding Current: 350 (35%) A
- Open Circuit Voltage: 86 V
- Weight: 32 Kg
- Dimensions (l x w x h): 585x307x515 mm
- Protection Class: IP21

PISTONE COMPRESSOR (ATLAS COPCO)

- Brand: Atlas Copco
- Model: AC75
- Chassis Piston Air Compressor
- Engine Power: 7.5 hp
- Air Intake: 836 lt/min
- Revolution: 663 rpm
- Pressure: 15 bar
- Working Power: 380 V

AIR TANK

- Capacity: 300 lt.
- Working Pressure: 16 bar.
- Test Pressure: 16 Bar.
- Sheet Thickness: 4 mm.
- Compressor Connection: 1"
- Air Outlet: 1/2"

HIDROLIK PRES – (GLS)

- Hydraulic Pres 30 Tons
- Dimensions H x L x W: 1.700x740x600 mm
- The lever manual hydraulic press is designed for automotive, truck and industrial repair shops where pressing, bending, straightening and shaping task are required.

WORK BENCH

- Width: 1.800 mm
- Depth: 700 mm
- Height: 2.000 mm
- Number of Drawers: 10
- Drawer Carrying Capacity: 60 kg
- Shelf Carrying Cap.: 80 kg.
- Socket 2 Pieces 25 mm MDF + Pvc on worktops
- Electrostatic powder paint
- Suspension boards modular

JAPAFRICA MOBILITY SOLUTIONS, UNIPessoal LDA

Registada Cons. Reg. Com. Funchal
NIPC 514 591 889
Capital Social 505.000,00€

Rua Ivens, Nº22, 4º Direito
Ilha da Madeira, Funchal (Sé)
9000-046 Funchal

209 PIECE TOOL SET (Izeias)

- Metal material drawer: 5pcs
- With EVA sponge inside the drawer lockable
- Top is plastic
- Portable on wheels
- Pull full of hand tools 209 Piece

CONTROL PANEL OF ALL EQUIPMENT

- Control of machines and lighting system
- Generator / Mains power connection

WORK BENCH

- Dimensions W x D x H: 1.800x700x2.000 mm
- Number of Drawers: 10
- Drawer Carrying Capacity: 60 Kg
- Shelf Carrying Cap: 80 Kg
- Socket 2 Pieces
- 25mm MDF + PVC on Worktops
- Electrostatic powder paint
- Suspension boards modular

METAL CABINET

- Dimensions W x D x H: 1.000x420x2.000 mm
- Body and carriers 0.8 - 1.2 mm
- It is long-lasting and durable
- The covers are double wing reinforced
- Number of Shelves: 7 pieces
- Shelf Carrying Cap: 80 Kg
- Variable drawer groups

CABLE ROLLER – (MAVEL)

- Three Phase: 400 Volt
- Cable Thickness: 5 x 2.5 Mm²
- Cable Length: 20 Mt
- Cable Type: H07RN-F
- Power: 1000-3000 W
- Auto Rewind
- Plastic outer cover steel swivel wall bracket
- Weight: 9 Kg
- Dimensions: 42x39x23 Cm

AIR HOSE REEL – (MAVEL)

- Hose Length: 20 Mt
- Hose Diameter: 10x15mm
- Hose Pressure: 15 bar
- Input Output Dimen: 3/8" F - 3/8" M
- Auto Rewind
- Plastic outer cover
- Steel swivel wall bracket
- It can be easily stopped by the end user thanks to the latch stop device.
- CE approved
- Weight: 8.3 Kg

AIR REGULATOR – (OSAKA)

- Air Inlet: 1/2"
- Filter: 20u
- Working Pressure: 05-9.9 atu
- Operating Temperature: 5-60°C
- Water Capacity: 80 ml
- Air Permeability: 2200 lt/min

AIR LINE CONNECTION – (OSAKA)

- Polyurethane Pneumatic fittings

LIGHTING – (EAT)

- Body: Polycarbonate RAL 9003 body,
- Metal lock clip Diffuser: Polycarbonate
- opal cover
- Light Source: Mid Power LED
- Power: 28 W / 38 W / 55 W
- Input Voltage: 220-240V - IP 65

OUTDOOR LIGHTING – (CSR)

- Operating Voltage / Current: DC
- 12/15V 1.4A
- Driving Type: Linear current and voltage controlled driver
- Light Source: 3W 12pcs power LED
- LENS Feature: 25° collimator LENS
- White:5000-7000K
- Physical Properties: Polycarbonate plastic, black aluminum profile



JAPAFRICA MOBILITY SOLUTIONS, UNIPESOAAL LDA

Registada Cons. Reg. Com. Funchal
NIPC 514 591 889
Capital Social 505.000,00€

Rua Ivens, Nº22, 4º Direito
Ilha da Madeira, Funchal (Sé)
9000-046 Funchal

www.japafrica.com

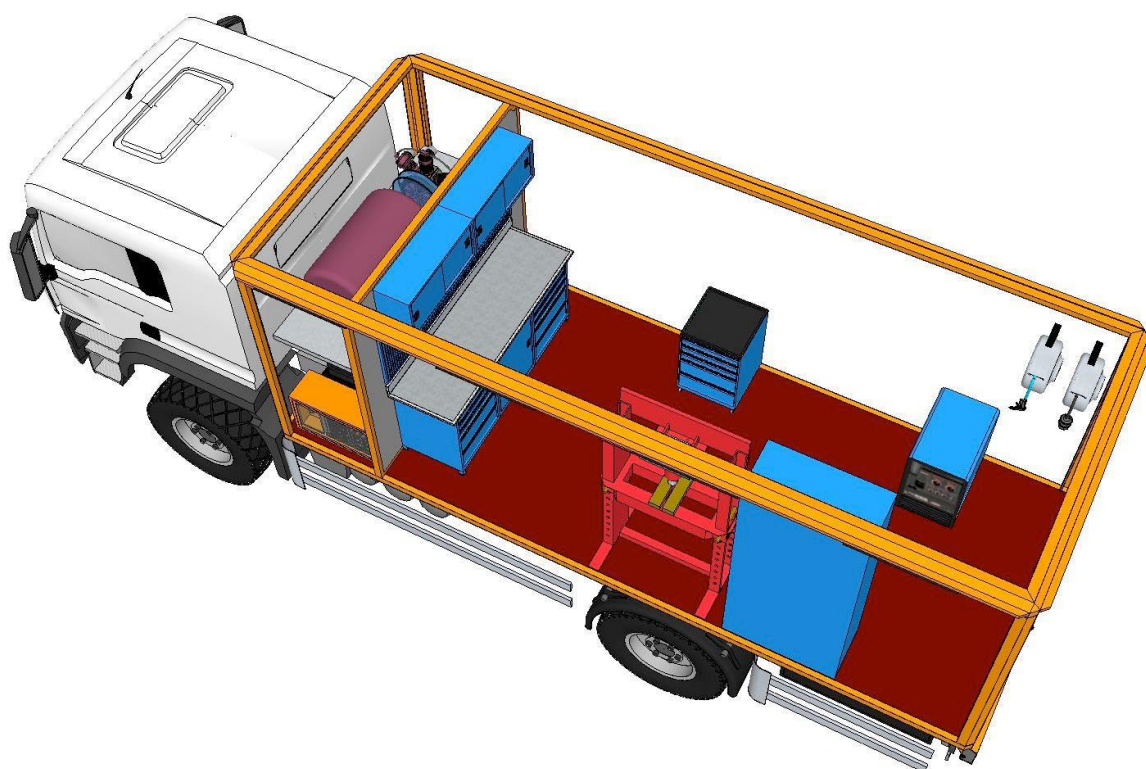
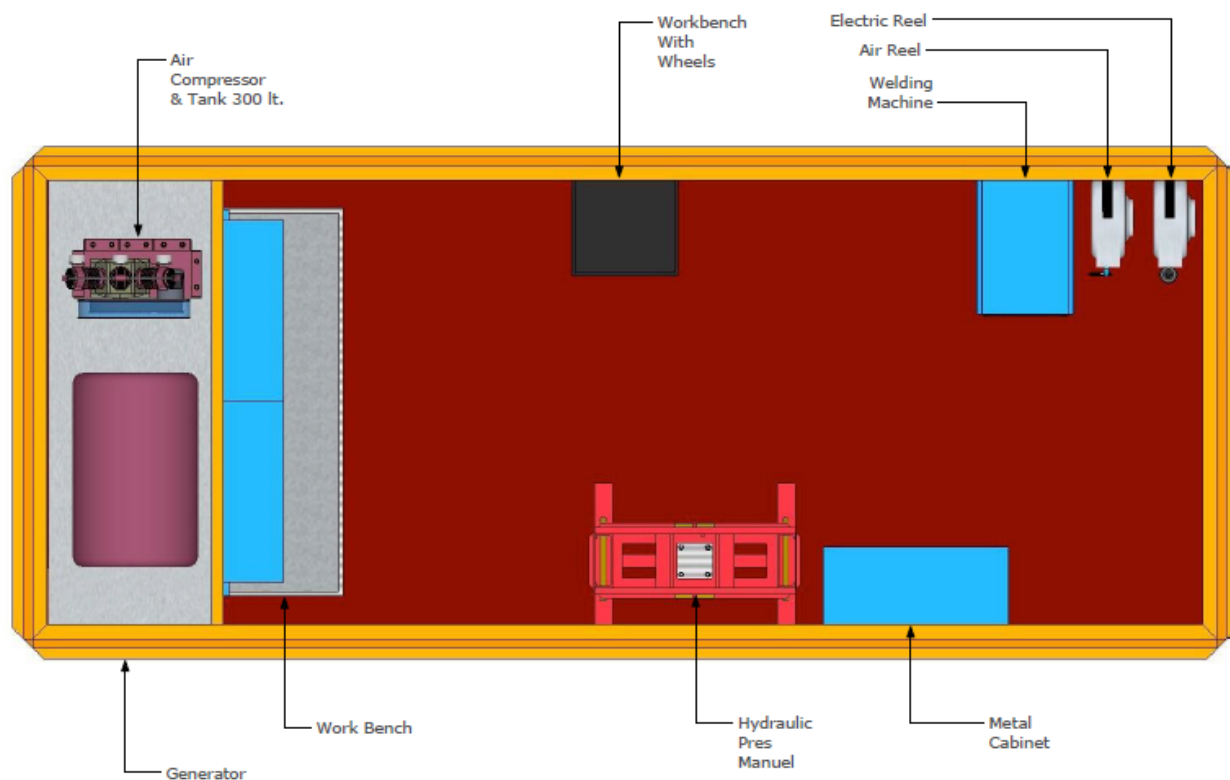


JAPAFRICA MOBILITY SOLUTIONS, UNIPessoal LDA

Registada Cons. Reg. Com. Funchal
NIPC 514 591 889
Capital Social 505.000,00€

Rua Ivens, Nº22, 4º Direito
Ilha da Madeira, Funchal (Sé)
9000-046 Funchal

www.japafrica.com

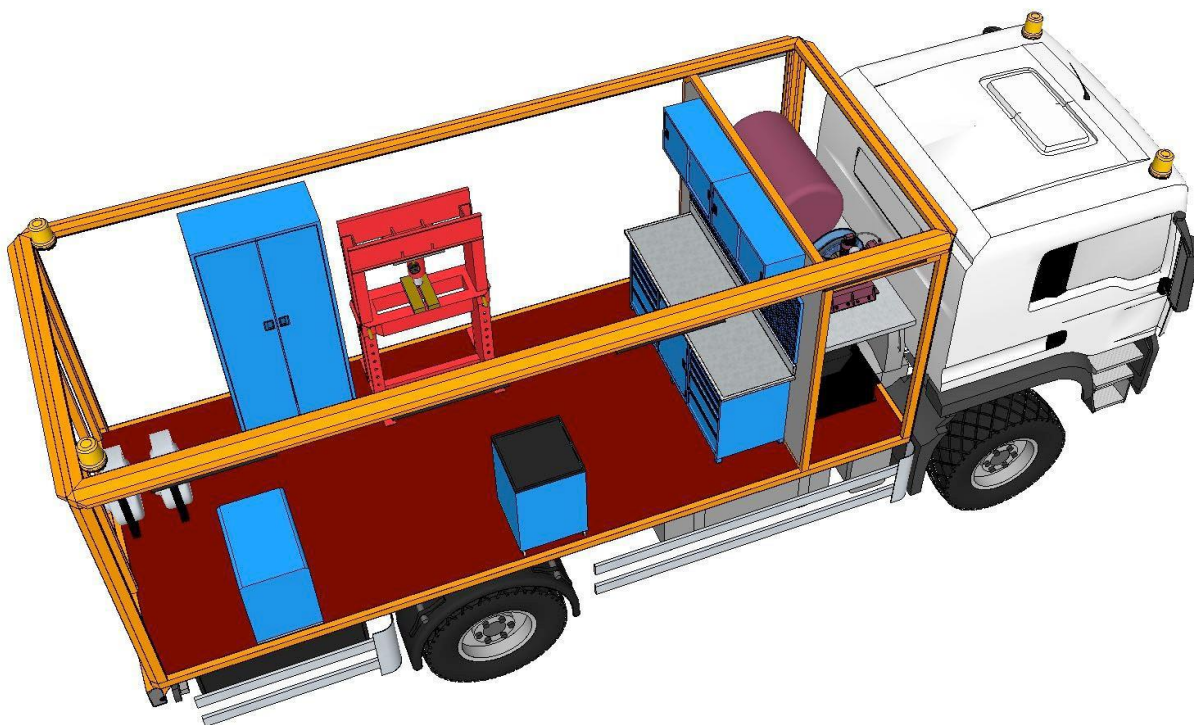


JAPAFRICA MOBILITY SOLUTIONS, UNIPessoal LDA

Registada Cons. Reg. Com. Funchal
NIPC 514 591 889
Capital Social 505.000,00€

Rua Ivens, Nº22, 4º Direito
Ilha da Madeira, Funchal (Sé)
9000-046 Funchal

www.japafrica.com



JAPAFRICA MOBILITY SOLUTIONS, UNIPessoal LDA

Registada Cons. Reg. Com. Funchal
NIPC 514 591 889
Capital Social 505.000,00€

Rua Ivens, Nº22, 4º Direito
Ilha da Madeira, Funchal (Sé)
9000-046 Funchal

www.japafrica.com