

## Vehicle description for: TGS 41.400 8x4 BB CH



Illustration can deviate

### Vehicle standards

Product family	The new MAN Truck Generation
Variant designation	TGS 41.400 8x4 BB CH
Vehicle type	Vehicle type Tipper (KI)
Cab	Local transport cab NN
Main wheel distance	2980 mm
Overhang	800 mm
Steering configuration	Left

### Vertical Load

	National Registration	Technical Load
Gross weight	41,000 kg	41,000 kg
Front axle	8,000 kg	8,000 kg
Front axle 2	8,000 kg	8,000 kg
Rear axle	13,000 kg	13,000 kg
Rear axle 2	13,000 kg	13,000 kg

### Horizontal Load

	National Registration	Technical Load
Gross train weight	0 kg	0 kg

The printed images in this offer are for explanatory purposes and may differ from the actual configuration.  
 For further product information on the tire selection "selectively", please contact our sales staff.

## Vehicle characteristics

### Basic characteristics

<input type="checkbox"/>	Chassis	0P2U9
<input type="checkbox"/>	Chassis class, heavy	0P2UC
<input type="checkbox"/>	Merchant tonnage 41 t	0P8LN
<input type="checkbox"/>	Basic layout of vehicle, all-round rugged	0PGCV
<input type="checkbox"/>	Frame type, medium-high	0P2TQ
<input type="checkbox"/>	Vehicle type Tipper (KI)	0P2UN
<input type="checkbox"/>	Left-hand-drive	0P3AS
<input type="checkbox"/>	Right-hand traffic	0P3F5
<input type="checkbox"/>	Vehicle documents in English	0P2L7
<input type="checkbox"/>	Labelling in English	0P8NM
<input type="checkbox"/>	Cab position 640 mm (distance from frame lower edge to cab floor)	0PHBE

### Registration

<input type="checkbox"/>	Vehicle classification in accordance with regulation (EU) 858/2018	0PKAW
<input type="checkbox"/>	Vehicle approval, N3G class	0P3JS
<input type="checkbox"/>	Maximum speed limiter, 85 km/h, tolerance +1 km/h, electronic, engine speed regulation	0P2UI
<input type="checkbox"/>	Maximum vehicle noise level, 82 dB in acc. with UN/ECE-R 51.02	0PIND
<input type="checkbox"/>	Maximum vehicle width of 2,500 mm checked with respect to relevant cab components	0PIOH
<input type="checkbox"/>	Maximum vehicle width of 2,500 mm checked with respect to relevant chassis components	0PIOJ
<input type="checkbox"/>	Maximum vehicle width of 2,500 mm checked with respect to relevant axles, rims, tyres, wheel trim	0PIOL

### Documents

<input type="checkbox"/>	European standard exhaust emission confirmation	0P2Q7
<input type="checkbox"/>	Without registration documentation, national	0P3B0
<input type="checkbox"/>	Special confirmation, heavy load / municipal operation	0P3CK

### Application scope / transport tasks

<input type="checkbox"/>	Construction	0P6WH
<input type="checkbox"/>	Increase of the tyre load capacity by 10% (for communal supplement)	0P0UU
<input type="checkbox"/>	022 Tipper, rear	0P2QH
<input type="checkbox"/>	Temperature range, vehicle deployment, warm country	0PHIB
<input type="checkbox"/>	Case hardness of final drive Distribution	0P4F0

### Horizontal and vertical loads

<input type="checkbox"/>	41,000 kg permitted gross load, vertical, nat. appr.	0P5RD
<input type="checkbox"/>	41,000 kg permitted gross load, vertical, tech.	0P5UY
<input type="checkbox"/>	44,000 kg permitted gross load, vertical, tech. Plus	0P8IT
<input type="checkbox"/>	8,000 kg permitted load on front axle, nat. appr.	0P5KT
<input type="checkbox"/>	8,000 kg permitted load on front axle, tech.	0P5LN
<input type="checkbox"/>	8,800 kg permitted load on front axle, tech. Plus	0P5LT
<input type="checkbox"/>	8,000 kg permitted load on 2nd front axle NatZu	0P5F1

<input type="checkbox"/>	8,000 kg permitted load on 2nd front axle, tech.	0P5NM
<input type="checkbox"/>	8,800 kg permitted load on 2nd front axle, tech. Plus	0P7T1
<input type="checkbox"/>	13,000 kg permitted load on rear axle NatZu	0P5HC
<input type="checkbox"/>	13,000 kg permitted load on rear axle, tech.	0P5IO
<input type="checkbox"/>	13,000 kg permitted load on rear axle, tech. Plus	0P8BY
<input type="checkbox"/>	13,000 kg permitted load on 2nd rear axle NatZu	0P5FM
<input type="checkbox"/>	13,000 kg permitted load on 2nd rear axle, tech.	0P5M9
<input type="checkbox"/>	13,000 kg permitted load on 2nd rear axle, tech. Plus	0P7TJ
<input type="checkbox"/>	0kN D value	0P8XD

## Chassis

### Vehicle frame (wheelbase, overhang, ...)

<input type="checkbox"/>	Main wheelbase, 2,980 mm	0P2YW
<input type="checkbox"/>	Wheelbase between front axles, 1,795 mm	0P3C1
<input type="checkbox"/>	Wheelbase between rear axles, 1,400 mm	0P3BX
<input type="checkbox"/>	Frame overhang, rear, 800 mm	0P3EU
<input type="checkbox"/>	Main frame side member thickness, 9.5 mm	0P0Y7
<input type="checkbox"/>	Vehicle rear, straight end of frame	0P0XT
<input type="checkbox"/>	Top coating, chassis	0P6YC

### Exhaust system, air intake

<input type="checkbox"/>	Exhaust silencer, side, right	0P1BH
<input type="checkbox"/>	Exhaust tailpipe, towards middle of frame	0P1BT
<input type="checkbox"/>	Pre-separator for engine air intake	0P0BA

### Battery cases, batteries, alternator

<input type="checkbox"/>	Battery, 12 V, 175 Ah, 2 units, maintenance free	0P0WA
<input type="checkbox"/>	Alternator, Basic	0P1BV
<input type="checkbox"/>	Medium battery box, 2 batteries	0P0WU
<input type="checkbox"/>	Battery box, left	0P0WO
<input type="checkbox"/>	Main battery switch, mechanical	0P0WF
<input type="checkbox"/>	Fuses	0P1V1
<input type="checkbox"/>	Lockable battery box, with padlock	0P0WL

### Tanks and fuel line

<input type="checkbox"/>	Guard plate for tanks	0P1DL
<input type="checkbox"/>	Fuel tank capacity 400 l, right	0P4ED
<input type="checkbox"/>	Fuel tank, right, steel	0P4GN
<input type="checkbox"/>	Tank cross-section, right, medium	0P4HE
<input type="checkbox"/>	Fuel tank cap, lockable for master key system	0P4H5

### Frame attachments

<input type="checkbox"/>	Without underride protection, front	0P1FM
<input type="checkbox"/>	Without working platform	0P0VH
<input type="checkbox"/>	Without underride protection, side	0P1FG
<input type="checkbox"/>	Spare wheel, provisionally mounted	0P1GR
<input type="checkbox"/>	Final cross member, with hole pattern 160 x 100 mm	0P1SB

<input type="checkbox"/>	Underride protection, rear, round	0P1FD
<input type="checkbox"/>	Wheel chock, two units, without retaining device, delivered loose	0P6WX
<input type="checkbox"/>	Body attachment bracket for tipper body, MEILLER, for vehicle chassis	0P0X3

#### Pneumatic brakes, compressed-air generation, brake system

<input type="checkbox"/>	Air compressor, 1-cylinder, 360 ccm	0P0AF
<input type="checkbox"/>	Compressed-air treatment, pneumatically controlled	0P0AB
<input type="checkbox"/>	Steel compressed-air tank	0P0XH
<input type="checkbox"/>	Electronic brake system (EBS)	0P0BL
<input type="checkbox"/>	Anti-lock braking system (ABS)	0P0BE
<input type="checkbox"/>	Full brake assistant	0P0CM
<input type="checkbox"/>	MAN EVBec high-performance engine brake, stages possible	0P0BW
<input type="checkbox"/>	Disc brakes on front axle	0P1I9
<input type="checkbox"/>	Disc brakes on 2nd front axle	0P1II
<input type="checkbox"/>	Drum brakes on rear axle	0P1I5
<input type="checkbox"/>	Drum brakes on 2nd rear axle	0P1IF
<input type="checkbox"/>	Parking brake control, next to driver's seat	0P3KH
<input type="checkbox"/>	Parking brake with spring-type actuator on rear axles (incl. leading axle/ trailing axle)	0PGBL
<input type="checkbox"/>	Brake lining thickness display, with brake lining wear warning	0P0BG
<input type="checkbox"/>	Harmonisation of brake lining wear	0P0BI

#### Lights and acoustic signals on the chassis (rear lights, ...)

<input type="checkbox"/>	Rear lights	0P2AQ
<input type="checkbox"/>	Protective cover for rear lights	0P6XS
<input type="checkbox"/>	Acoust. Reversing warning system deactivatable when reverse gear selected	0P3CE
<input type="checkbox"/>	Light function test	0P2AD
<input type="checkbox"/>	Side marker lights, LED	0P2BJ

#### Driveline/running gear

##### Engine, radiator


<input type="checkbox"/>	Diesel engine MAN D2066 LF06, 294 kW (400 hp) output, 1,900 Nm torque, Euro 2	0P6BR
<input type="checkbox"/>	Fuel filter, for fuels up to Cleanliness Class 21	0PHIH
<input type="checkbox"/>	Fuel pre-filter, with oil separator/water trap	0P0AT
<input type="checkbox"/>	Without torque reduction	0P0G5
<input type="checkbox"/>	Engine dry-air filter, with safety insert	0P0B8
<input type="checkbox"/>	Ventilation, crankcase, closed	0P8PM
<input type="checkbox"/>	Anti-noise skirt, engine	0P2E7
<input type="checkbox"/>	Fan control for start of cooling with low coolant temperature (e.g. hot country)	0P0K5
<input type="checkbox"/>	Reduction of dust swirl through radiator fan	0P1YE
<input type="checkbox"/>	Engine cooler, normal length	0P4XX
<input type="checkbox"/>	Radiator protection, lower	0P1XE
<input type="checkbox"/>	Engine oil dipstick and digital oil level gauge	0P0B6
<input type="checkbox"/>	Warning message for engine coolant level, with advance warning	0P0KA
<input type="checkbox"/>	Antifreeze, down to -32 °C	0P0AK
<input type="checkbox"/>	Service product level indicator and intake system vacuum	0P3KT

##### Gearbox, clutch

<input type="checkbox"/>	MAN TipMatic 12.28 OD	0P5VW
<input type="checkbox"/>	Gearbox for increased percentage of overrun during driving operation	0PGCL
<input type="checkbox"/>	MAN TipMatic actuation, with drop arm, manual (DNR option, switching strategy option)	0P3KI
<input type="checkbox"/>	MAN Idle Speed Driving gearbox function	0P0ER
<input type="checkbox"/>	MAN TipMatic Efficiency driving program, up to 70,000 kg	0P0FA
<input type="checkbox"/>	Single-disc clutch, 430 mm, dry, reinforced (LongLife)	0P0DW
<input type="checkbox"/>	Driveline propshaft, reinforced	0P0E2
<input type="checkbox"/>	Propshaft, 2nd rear axle, reinforced	0PGCF

#### Wheels, tyres

<input type="checkbox"/>	Required tyre speed index J	0PFW2
<input type="checkbox"/>	Tyres for front axle, Bridgestone 13R22.5 M-STEER 001 Steering-Road+Offroad TL	0PGKZ



### Product Information Sheet

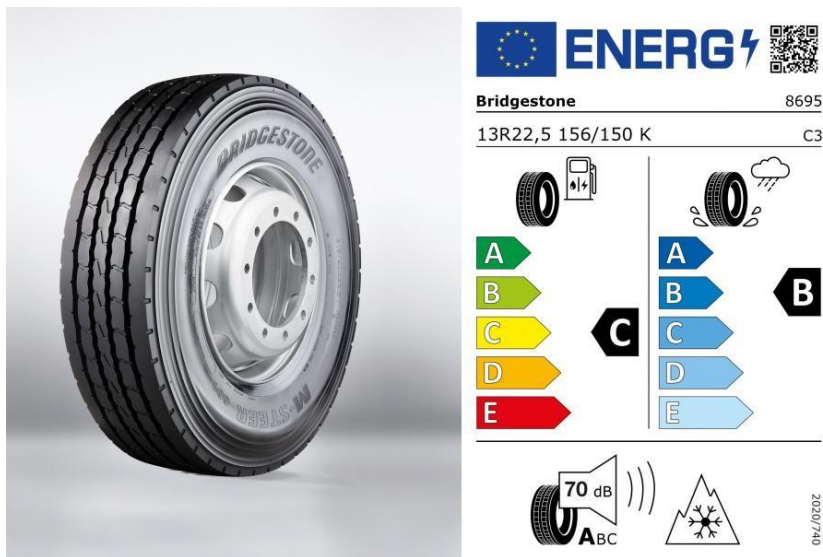
Delegated Regulation (EU) 2020/740

Supplier name or trademark	BRIDGESTONE
Commercial name or trade designation	M-STEER 001
Tyre type identifier	8695
Tyre size designation	13 R22.5
Load-capacity index	156
Load-capacity index (Load index for Dual mounting)	150
Speed category symbol	K
Fuel efficiency class	C
Wet grip class	B
External rolling noise class	A
External rolling noise value	70 dB
Severe snow tyre	Yes
Date of start of production	02/17
Date of end of production	-
Additional information	
Load-capacity index (Single load index for Additional Service Description)	
Load-capacity index (Dual load index for Additional Service Description)	
Speed category symbol (for Additional Service Description)	

<input type="checkbox"/>	Rim type, front axle, steel, single-part	0P0P0
<input type="checkbox"/>	Rim size, front axle, 10-hole, 9.00x22.5	0P0NI
<input type="checkbox"/>	Wheel nut cover ring, front axle	0P0PR

- Tyres for 2nd front axle, Bridgestone 13R22.5 M-STEER 001 Steering-Road+Offroad TL

0PGLO



## Product Information Sheet

Delegated Regulation (EU) 2020/740

Supplier name or trademark	BRIDGESTONE
Commercial name or trade designation	M-STEER 001
Tyre type identifier	8695
Tyre size designation	13 R22.5
Load-capacity index	156
Load-capacity index (Load index for Dual mounting)	150
Speed category symbol	K
Fuel efficiency class	C
Wet grip class	B
External rolling noise class	A
External rolling noise value	70 dB
Severe snow tyre	Yes
Date of start of production	02/17
Date of end of production	-
Additional information	
Load-capacity index (Single load index for Additional Service Description)	
Load-capacity index (Dual load index for Additional Service Description)	
Speed category symbol (for Additional Service Description)	

- Rim type, 2nd front axle, steel, 1-part
- Rim size, 2nd front axle, 10-hole, 9.00x22.5
- Wheel nut cover ring, 2nd front axle


0P0PF

0P0OH

0P0Q3

- Tyres for rear axle, Bridgestone 13R22.5 M-DRIVE 001 Drive-Road+Offroad TL

0PGF2



## Product Information Sheet

Delegated Regulation (EU) 2020/740

Supplier name or trademark	BRIDGESTONE
Commercial name or trade designation	M-DRIVE 001
Tyre type identifier	8689
Tyre size designation	13 R22.5
Load-capacity index	156
Load-capacity index (Load index for Dual mounting)	150
Speed category symbol	K
Fuel efficiency class	D
Wet grip class	B
External rolling noise class	A
External rolling noise value	73 dB
Severe snow tyre	Yes
Date of start of production	06/16
Date of end of production	-
Additional information	
Load-capacity index (Single load index for Additional Service Description)	
Load-capacity index (Dual load index for Additional Service Description)	
Speed category symbol (for Additional Service Description)	

- Rim type, rear axle, steel, single-part
- Rim size, rear axle, 10-hole, 9.00x22.5

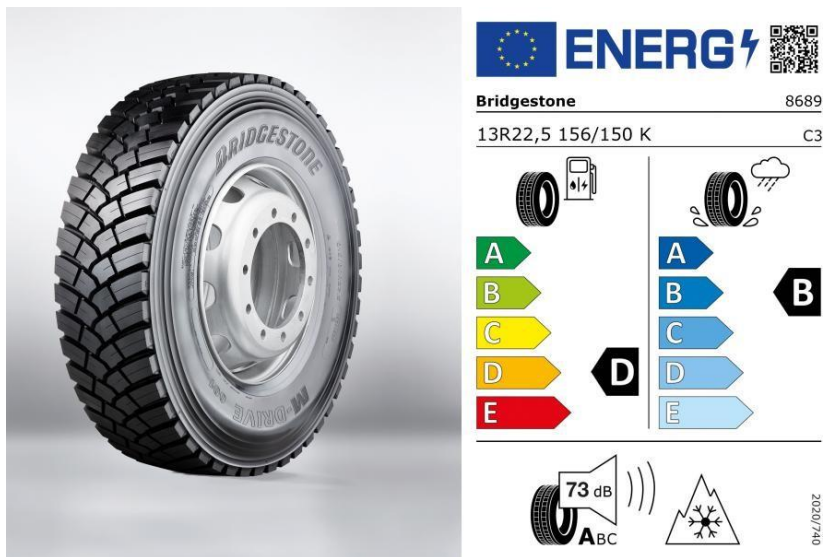
0P000

0P0MU



- Tyres for 2nd rear axle, Bridgestone 13R22.5 M-DRIVE 001 Drive-Road+Offroad TL

0PGHG



## Product Information Sheet

Delegated Regulation (EU) 2020/740

Supplier name or trademark	BRIDGESTONE
Commercial name or trade designation	M-DRIVE 001
Tyre type identifier	8689
Tyre size designation	13 R22.5
Load-capacity index	156
Load-capacity index (Load index for Dual mounting)	150
Speed category symbol	K
Fuel efficiency class	D
Wet grip class	B
External rolling noise class	A
External rolling noise value	73 dB
Severe snow tyre	Yes
Date of start of production	06/16
Date of end of production	-
Additional information	
Load-capacity index (Single load index for Additional Service Description)	
Load-capacity index (Dual load index for Additional Service Description)	
Speed category symbol (for Additional Service Description)	

- Rim type, 2nd rear axle, steel, single-part 0P0PA
- Rim size, 2nd rear axle, 10-hole, 9.00x22.5 0P007
- Spare wheel, in accordance with configuration for front axle tyres 0P0MH
- Top coating, rims, steel, white-aluminium 0P6YL
- Tyre inflation hose, 20 m, with pressure gauge 0P1UA
- Centring sleeves for rim mounting 0PHZW

### Axles

- 8x4 0P3BI
- Steering ratio, standard 0P1JX
- Steering oil tank with electrical measuring sensor 0P1JV
- Front axle, 9,200 kg, not driven, straight, steered, not liftable 0P5EX
- Mudguard, front axle 0P1AT
- 2nd front axle, 9,200 kg, not driven, straight, steered, not liftable 0P4ZH
- Mudguard, 2nd front axle, removable upper shell 0P1B8



<input type="checkbox"/>	Splash guard flaps on mudguard, 2nd front axle	0P1Y2
<input type="checkbox"/>	Rear axle, 13,000 kg, planetary axle with drive shaft, straight, not steered, not liftable	0P4ZM
<input type="checkbox"/>	Twin tyre on rear axle	0P1HN
<input type="checkbox"/>	Mudguard, rear axle, plastic half shells in front of rear axle	0P1AO
<input type="checkbox"/>	2nd rear axle, 13,000 kg, planetary axle without drive shaft, straight, not steered, not liftable	0P4Y7
<input type="checkbox"/>	Twin tyre on 2nd rear axle	0P1HW
<input type="checkbox"/>	Mudguard, plastic half shells, behind 2nd rear axle	0P1AX
<input type="checkbox"/>	Splash guard mat on mudguard, 2nd rear axle	0P1XY
<input type="checkbox"/>	Axle ratio, $i = 4.33$	0P0D6
<input type="checkbox"/>	Differential locks on driven rear axles	0P0DI
<input type="checkbox"/>	Without differential locks, front axles	0P0DL
<input type="checkbox"/>	Emergency steering pump	0P1KO

#### Axle control system and suspension

<input type="checkbox"/>	Suspension type for front axles and driven rear axles, leaf/leaf (BB)	0P2YB
<input type="checkbox"/>	Leaf-spring suspension on front axle, parabolic, 4-leaf, steel	0P1JF
<input type="checkbox"/>	Leaf-spring suspension on 2nd front axle, parabolic, 4-leaf, steel	0P1JT
<input type="checkbox"/>	Leaf-spring suspension on rear axle, trapezoidal, steel	0P1J4
<input type="checkbox"/>	Leaf-spring suspension on 2nd rear axle, trapezoidal, steel	0P1JN
<input type="checkbox"/>	Spring load-bearing capacity front axle 9,500 kg	0P5C4
<input type="checkbox"/>	Spring load-bearing capacity of 2nd front axle, 9,500 kg	0P5DF
<input type="checkbox"/>	Spring load-bearing capacity of rear axle, 16,000 kg	0P5BW
<input type="checkbox"/>	Spring load-bearing capacity of 2nd rear axle, 16,000 kg	0P5C8
<input type="checkbox"/>	Shock absorbers on front axle	0P1M4
<input type="checkbox"/>	Shock absorbers on 2nd front axle	0P1ME
<input type="checkbox"/>	Shock absorbers on rear axle	0P1LQ
<input type="checkbox"/>	Shock absorbers on 2nd rear axle	0P1M9
<input type="checkbox"/>	Stabiliser, front axle	0P1LD
<input type="checkbox"/>	Stabiliser, 2nd front axle	0P1LK
<input type="checkbox"/>	Stabiliser, rear axle	0P1LA
<input type="checkbox"/>	Stabiliser, 2nd rear axle	0P1LH
<input type="checkbox"/>	Wishbone, reinforced	0P6ZS

#### **Cab**

##### Cab and cab exterior

<input type="checkbox"/>	Top coating, cab	0P6YB
<input type="checkbox"/>	Textured coating, bumper, steel	0P6YQ
<input type="checkbox"/>	Textured coating, step units	0P6X9
<input type="checkbox"/>	Textured coating, mudguard, behind cab	0P6YG
<input type="checkbox"/>	Local transport cab NN	0P2DL
<input type="checkbox"/>	Cab mount, Basic	0P1V8
<input type="checkbox"/>	Cab tilt mechanism, manual	0P1V6
<input type="checkbox"/>	No tilting roof/sliding roof	0P1VY
<input type="checkbox"/>	Bumper, steel, 3 pieces	0P1SG
<input type="checkbox"/>	Front step, integrated, with grab option	0P1VE
<input type="checkbox"/>	Windscreen, composite safety glass, tinted	0P1X0
<input type="checkbox"/>	Sunblind, in front of windscreen	0P1WK

<input type="checkbox"/>	Wiper system for windscreen	0P1WG
<input type="checkbox"/>	Wiper activation, manual	0P1UL
<input type="checkbox"/>	Step unit, hinged	0P1V0
<input type="checkbox"/>	Central locking, with remote control	0P1WR
<input type="checkbox"/>	Vehicle key, 2 units	0P3JT
<input type="checkbox"/>	No door extension	0P1WV
<input type="checkbox"/>	Door labelling, according to maximum technically permitted overall vehicle weight	0P2DO
<input type="checkbox"/>	Door windows, tinted	0P1WO
<input type="checkbox"/>	Door window, safety glass	0P1WM

#### Lights and acoustic signals on cab exterior (headlights, horn, ...)

<input type="checkbox"/>	Front headlights, H7	0P1ZN
<input type="checkbox"/>	Stone protection guard for front headlights, wide and fine mesh	0PICD
<input type="checkbox"/>	Daytime driving lights, H7	0P2BN
<input type="checkbox"/>	Headlight beam regulator, manual	0P2AC
<input type="checkbox"/>	Driving-light control, manual	0P1ZF
<input type="checkbox"/>	Contour lights, bulb, 2 units	0P2BT
<input type="checkbox"/>	Turn signal lights, sides, bulb	0P1Z6
<input type="checkbox"/>	Horn, two-tone, electrical	0P1W1
<input type="checkbox"/>	Revolving beacons, LED, yellow (individual LEDs light up in cascades, revolving)	0P2BD
<input type="checkbox"/>	2 revolving beacons on cab roof, 1 right and 1 left	0P2B3
<input type="checkbox"/>	Preparation for loading area lighting	0P2A5

#### Mirrors and mirror replacements

<input type="checkbox"/>	Exterior rear-view mirror, mechanically adjustable	0P2CC
<input type="checkbox"/>	Mirror housing, not painted	0P2CP
<input type="checkbox"/>	Rear-view mirror arms, suitable for body width 2,500 mm to 2,600 mm	0P2CT
<input type="checkbox"/>	Kerb mirror, right, mechanically adjustable	0P2CH
<input type="checkbox"/>	Front mirror, mechanical adjustment	0P2CJ

#### Seats

<input type="checkbox"/>	Seat covers, fabric, standard	0P2PQ
<input type="checkbox"/>	Comfort driver's seat, air-sprung	0P2P2
<input type="checkbox"/>	Co-driver's seat, not sprung, with storage box	0P2OO
<input type="checkbox"/>	Storage space, in seat bracket of co-driver's seat	0P2Q6
<input type="checkbox"/>	Seat belt indicator, driver's side, acoustic and visual	0P2NB

#### Driver's workplace

<input type="checkbox"/>	Multi-function steering wheel, adjustable height and angle	0P2GD
<input type="checkbox"/>	Steering wheel, with parking position	0P2GE
<input type="checkbox"/>	Steering lock	0P3JZ
<input type="checkbox"/>	Instrumentation, Basic km/h	0P3L3
<input type="checkbox"/>	Tachograph Simulation Unit (TSU), instead of tachograph	0P2KY
<input type="checkbox"/>	Tachograph, calibrated	0P2KG
<input type="checkbox"/>	Single DIN slots, 4 units, roof space, front	0P2FJ

#### Cab air-conditioning system

<input type="checkbox"/>	Air-conditioning system, manual	0P2NU
<input type="checkbox"/>	Pre-separator (cyclone filter) for interior air intake	0P2O7

#### Cab interior

<input type="checkbox"/>	Colour scheme for interior styling, dark	0P2I6
<input type="checkbox"/>	Interior styling analogous to colour scheme	0PGBT
<input type="checkbox"/>	Windscreen roller blind, internal	0P2FE
<input type="checkbox"/>	Interior light, central	0PHA6
<input type="checkbox"/>	Reading light, 2 units, 1 on driver's side and 1 on co-driver's side	0P2IR
<input type="checkbox"/>	Entry lighting	0P2IO
<input type="checkbox"/>	Door interior cladding, washable	0P2IA
<input type="checkbox"/>	Storage, instrument panel in middle section, open	0P2HK
<input type="checkbox"/>	Storage box, centre area, to rear	0P2H9
<input type="checkbox"/>	Storage box, cab rear wall, 2 units, behind driver's and co-driver's sides	0P2F2
<input type="checkbox"/>	Grab handle, above door, internal, 2 units, 1 right and 1 left	0P2G2
<input type="checkbox"/>	Entry handles, standard	0PHPK

#### Accessories and tools

<input type="checkbox"/>	Jack, 12,000 kg	0P3F8
<input type="checkbox"/>	Vehicle toolkit	0P2TX
<input type="checkbox"/>	No warning triangle	0P3FH

#### **Intelligent Truck**

##### Assistance systems

<input type="checkbox"/>	Electronic Stability Program (ESP)	0P1TN
<input type="checkbox"/>	Anti-slip control (ASR)	0P1T2
<input type="checkbox"/>	Tempomat (cruise control, CC)	0P1TR
<input type="checkbox"/>	Road speed limiter, adjustable, limiter (engine speed regulation)	0P0C3

##### Infotainment (radio,...)

<input type="checkbox"/>	Radio preparation, 12 V	0P2M4
<input type="checkbox"/>	Loudspeaker, door, 2 units, 1 left and 1 right	0P2ME
<input type="checkbox"/>	No navigation map	0P2N2
<input type="checkbox"/>	Portuguese additionally for display	0P2K5

#### **Bodies/interfaces**

##### Interfaces to semitrailer (e.g. fifth-wheel coupling, brake connection...)

<input type="checkbox"/>	Without trailer brake connection behind cab	0P1O3
<input type="checkbox"/>	No fifth-wheel coupling	0P1RJ

##### Interfaces to trailer (e.g. trailer coupling, brake connections,...)

<input type="checkbox"/>	Without trailer/towing coupling on final cross member	0P1NQ
<input type="checkbox"/>	Without trailer brake connection at end of frame, centre	0P1O0
<input type="checkbox"/>	Without trailer socket at frame end	0P1OW
<input type="checkbox"/>	Without trailer socket for anti-lock brake system (ABS)	0P1O9

##### Ex works bodies and interfaces to bodies (e.g. tipper indicator...)

<input type="checkbox"/>	Interface for data exchange with body (customer-specific control module) and intermediate engine speed (ZDR), behind front panel and behind cab	0PHPE
<input type="checkbox"/>	Display of workshop data for body, control module for ext. data exchange (customer-specific control module) with body functions	0P2J3
<input type="checkbox"/>	Tipper indicator, cab (symbols)	0P2M5
<input type="checkbox"/>	Operating device for tipper hydraulics, cab	0P3KN

#### PTOs

<input type="checkbox"/>	PTO, gearbox-dependent, type NH/4c, without flange, $f=0.88/1.14$ , position approx. 2:30 o'clock	0P4QS
<input type="checkbox"/>	PTO, gearbox-dependent, for short-time operation less than 60 min	0P4VK
<input type="checkbox"/>	PTO, gearbox-dependent, shiftable	0P4X9
<input type="checkbox"/>	Function parameters for PTO; gearbox-dependent, driving operation	0P4WP
<input type="checkbox"/>	Sector-specific parameterisation, general	0P4X0

#### Towing, recovery and lashing

<input type="checkbox"/>	Central coupling jaw, integrated in bumper/front cross member, with lock pin	0P1MK
--------------------------	--	-------

#### Colour

<input type="checkbox"/>	Top coating, chassis	GRAPHITE BLACK RAL 9011	W
<input type="checkbox"/>	Top coating, cab	PURE WHITE RAL 9010	N

## Technical data: TGS 41.400 8x4 BB CH / L39EAA02

Vehicle type: Vehicle type Tipper (KI)

Cab: Local transport cab NN

Drive Type: 8x4

### **Lengths** **mm**

TD071	Total length	8952.0
TD063	Front vehicle overhang	1607.0
TD057	Wheelbase between front axles	1795
TD058	Wheelbase between leading axle and rear axle	0
TD059	Wheelbase between rear axles	1400
TD060	Wheelbase between rear axle and trailing axle	0
TD064	Rear frame overhang	800.0
TD072	Distance from first front axle to body	465.0
TD067	Distance to kingpin from front axle, nominal position	-
TD074	Slew radius, front	-
TD075	Slew radius, rear	-
TD068	Coupling length	-

### **Widths** **mm**

TD008	Width included rearview mirror	2981.0
TD001	Width over cab	2240.0

### **Frame** **mm**

TD009	Frame width at front	940.0
TD010	Frame width at the rear	760.0
TD078	Frame profile	270 x 85 x 9,5

### **Heights** **mm**

TD033	Maximum external height, unladen	3304.0
TD082	Total transport height, unladen	3304.0
TD034	Maximum external height, laden	3230.0
TD035	Frame height at theoretical rear wheelbase, unladen	1200.0
TD036	Frame height at theoretical rear wheelbase, laden	1105.0
TD045	Raising from driving position, front	0.0
TD046	Lowering from driving position, front	0.0
TD047	Raising from driving position, rear	0.0
TD048	Lowering from driving position, rear	0.0
TD051	Height of fifth-wheel coupling above ground, unladen	-
TD052	Height of fifth-wheel coupling above ground, laden	-

### **Circle dimensions** **m**

TD055	Track circle diameter	19.4
TD056	Wall-to-wall turning circle diameter	21.2

### **Weights/loads** **kg**

TD026	Chassis weight with cab	10813
TD027	Chassis weight, front	6712
TD028	Chassis weight, rear	4101
TD029	Payload	30187

TD018 Statutorily permissible gross vehicle weight 41000

TD025 Technically permissible gross vehicle weight 41000

TD031 Statutorily permissible gross train weight 0

TD032 Statutorily permissible trailer load 0

The technical data must be considered as an approximation. Some of the values are given in a simplified form. More detailed notes and descriptions can be found in the respective information in the overview. Contents and specifications have been compiled with the greatest possible care. Nevertheless, we do not assume responsibility for the data and values supplied being correct and up to date. Subject to errors and changes. MAN Truck & Bus AG is liable only in cases of intent, gross negligence or culpable breach of significant contractual obligations.