

Vehicle description for: TGS 33.440 6x4 BB SA



Illustration can deviate

Vehicle standards

Product family	The new MAN Truck Generation
Model & Variant	TGS 33.440 6x4 BB SA
Engine family	D26
Battery gross capacity	0 kWh
Vehicle type	Vehicle type Semitrailer tractor (SA)
Cab	Local transport cab NN
Main wheel distance	3600 mm
Overhang	700 mm
Steering configuration	Left

Vertical Load

	National Registration	Technical Load	Technical Load Plus
Gross weight	33,000 kg	33,000 kg	33,000 kg
Front axle	8,000 kg	8,000 kg	8,000 kg
Rear axle	13,000 kg	13,000 kg	13,000 kg
Rear axle 2	13,000 kg	13,000 kg	13,000 kg

Horizontal Load

	National Registration	Technical Load	Technical Load Plus
Gross train weight	46,000 kg	59,000 kg	90,000 kg

The printed images in this offer are for explanatory purposes and may differ from the actual configuration.
 For further product information on the tire selection "selectively", please contact our sales staff.

Vehicle characteristics

Basic characteristics

<input type="checkbox"/>	Vehicle version municipal/public service deployment	0P0H7
<input type="checkbox"/>	Semitrailer tractor	0P2UA
<input type="checkbox"/>	Chassis class, heavy	0P2UC
<input type="checkbox"/>	Merchant tonnage 33 t	0P8LK
<input type="checkbox"/>	Basic layout of vehicle, all-round	0PGCU
<input type="checkbox"/>	Frame type, medium-high	0P2TQ
<input type="checkbox"/>	Vehicle type Semitrailer tractor (SA)	0P2UR
<input type="checkbox"/>	Left-hand-drive	0P3AS
<input type="checkbox"/>	Right-hand traffic	0P3F5
<input type="checkbox"/>	Vehicle documentation in Portuguese	0P2LN
<input type="checkbox"/>	Labelling in Portuguese	0P8NQ
<input type="checkbox"/>	Cab position 640 mm (distance from frame lower edge to cab floor)	0PHBE

Registration

<input type="checkbox"/>	Vehicle approval, N3G class	0P3JS
<input type="checkbox"/>	Maximum speed limiter, 85 km/h, electronic, engine speed regulation	0P2UI
<input type="checkbox"/>	Maximum vehicle noise level, 82 dB in acc. with UN/ECE-R 51.02	0PIND
<input type="checkbox"/>	Height over cab, unloaded up to 4,000 mm	0PHA1
<input type="checkbox"/>	Vehicle classification in accordance with regulation (EU) 2018/858	0PKAW

Documents

<input type="checkbox"/>	European standard exhaust emission confirmation	0P2Q7
<input type="checkbox"/>	Without registration documentation, national	0P3B0
<input type="checkbox"/>	Special confirmation, heavy load / municipal operation	0P3CK
<input type="checkbox"/>	Cabling, in accordance with ADR	0P0YW

Application scope / transport tasks

<input type="checkbox"/>	Construction	0P6WH
<input type="checkbox"/>	042 SZM Heavy-duty transport	0P2QN
<input type="checkbox"/>	Temperature range, vehicle deployment, warm country	0PHIB
<input type="checkbox"/>	Case hardness of final drive Distribution	0P4F0

Lines, editions and packages

<input type="checkbox"/>	Special request paintwork	0PJTD
<input type="checkbox"/>	Without Individual Lion package	0PJT1

Horizontal and vertical loads

<input type="checkbox"/>	33,000 kg permitted gross load, vertical, nat. appr.	0P5QP
<input type="checkbox"/>	33,000 kg permitted gross load, vertical, tech.	0P5UA
<input type="checkbox"/>	33,000 kg permitted gross load, vertical, tech. Plus	0P8HZ
<input type="checkbox"/>	8,000 kg permitted load on front axle, nat. appr.	0P5KT
<input type="checkbox"/>	8,000 kg permitted load on front axle, tech.	0P5LN
<input type="checkbox"/>	8,000 kg permitted load on front axle, tech. Plus	0P8D4
<input type="checkbox"/>	13,000 kg permitted load on rear axle NatZu	0P5HC

<input type="checkbox"/>	13,000 kg permitted load on rear axle, tech.	0P5IO
<input type="checkbox"/>	13,000 kg permitted load on rear axle, tech. Plus	0P8BY
<input type="checkbox"/>	13,000 kg permitted load on 2nd rear axle NatZu	0P5FM
<input type="checkbox"/>	13,000 kg permitted load on 2nd rear axle, tech.	0P5M9
<input type="checkbox"/>	13,000 kg permitted load on 2nd rear axle, tech. Plus	0P7TJ
<input type="checkbox"/>	46,000 kg permitted gross train weight, national registration	0PBI2
<input type="checkbox"/>	59,000 kg permissible gross train weight TechH.	0PBWX
<input type="checkbox"/>	90,000 kg permitted gross train weight, Tech. Plus	0PBRB
<input type="checkbox"/>	0kN D value	0P8XD
<input type="checkbox"/>	With the registered technical gross train weight, the maximum possible gradeability is 9 %	0P9BA

Notification texts

<input type="checkbox"/>	Notice: Reduced front overhang angle due to long radiator	0PHPG
<input type="checkbox"/>	Without note (propshaft wear)	0PJRV

Chassis

Vehicle frame (wheelbase, overhang, ...)

<input type="checkbox"/>	Main wheelbase, 3,600 mm	0P2ZD
<input type="checkbox"/>	Wheelbase between rear axles, 1,400 mm	0P3BX
<input type="checkbox"/>	Frame overhang, rear, 700 mm	0P3EQ
<input type="checkbox"/>	Main frame side member thickness, 9.5 mm	0P0Y7
<input type="checkbox"/>	Vehicle rear, angled end of frame	0P0XS
<input type="checkbox"/>	Semitrailer auxiliary frame	0P0XV

Exhaust system, air intake

<input type="checkbox"/>	Exhaust silencer, side, left	0P1BG
<input type="checkbox"/>	Exhaust tailpipe, towards rear	0P1BQ
<input type="checkbox"/>	Air intake, behind cab, raised	0P0AY
<input type="checkbox"/>	Pre-separator for engine air intake	0P0BA

Battery cases, batteries, alternator

<input type="checkbox"/>	Battery, 12 V, 175 Ah, 2 units, maintenance free	0P0WA
<input type="checkbox"/>	Alternator, Basic	0P1BV
<input type="checkbox"/>	Medium battery box, 2 batteries	0P0WU
<input type="checkbox"/>	Battery box, left	0P0WO
<input type="checkbox"/>	Main battery switch, mechanical	0P0WF
<input type="checkbox"/>	Fuses	0P1V1
<input type="checkbox"/>	Lockable battery box, with padlock	0P0WL

Tanks and fuel line

<input type="checkbox"/>	Fuel tank capacity 590 l, right	0P4EL
<input type="checkbox"/>	Fuel tank, right, aluminium	0P4GM
<input type="checkbox"/>	Tank cross-section, right, medium	0P4HE
<input type="checkbox"/>	Fuel tank cap, lockable for master key system	0P4H5
<input type="checkbox"/>	Filter screen for fuel tank filler neck	0P1EM
<input type="checkbox"/>	Fuel pre-filter position on the battery box	0PIW9

Frame attachments

<input type="checkbox"/>	Without underride protection, front	0P1FM
<input type="checkbox"/>	Working platform, with step	0P0VE
<input type="checkbox"/>	Without underride protection, side	0P1FG
<input type="checkbox"/>	Spare wheel, provisionally mounted	0P1GR
<input type="checkbox"/>	Final cross member, with hole pattern 160 x 100 mm	0P1SB
<input type="checkbox"/>	Without underride protection, rear	0P1FB
<input type="checkbox"/>	Wheel chock, 2 unit, with retaining device	0P1FQ
<input type="checkbox"/>	Without body attachment brackets/thrust plates	0P0X6

Pneumatic brakes, compressed-air generation, brake system

<input type="checkbox"/>	Air compressor, 1-cylinder, 360 ccm	0P0AF
<input type="checkbox"/>	Compressed-air treatment, pneumatically controlled	0P0AB
<input type="checkbox"/>	Steel compressed-air tank	0P0XH
<input type="checkbox"/>	Electronic brake system (EBS)	0P0BL
<input type="checkbox"/>	Anti-lock braking system (ABS), Offroad, with additional off-road logic	0P0BF
<input type="checkbox"/>	Full brake assistant	0P0CM
<input type="checkbox"/>	Without preparation for EBS Full control unit	0PHPM
<input type="checkbox"/>	MAN EVB high-performance engine brake	0P0BV
<input type="checkbox"/>	Disc brakes on front axle	0P1I9
<input type="checkbox"/>	Drum brakes on rear axle	0P1I5
<input type="checkbox"/>	Drum brakes on 2nd rear axle	0P1IF
<input type="checkbox"/>	Parking brake control, next to driver's seat	0P3KH
<input type="checkbox"/>	Parking brake with spring-type actuator on rear axles (incl. leading axle/ trailing axle)	0PGBL
<input type="checkbox"/>	MAN EasyStart immobiliser	0P1TF

Lights and acoustic signals on the chassis (rear lights, ...)

<input type="checkbox"/>	Rear lights, LED	0P2AP
<input type="checkbox"/>	Emergency braking signal, hazard light activation, automatic	0P0CG
<input type="checkbox"/>	Acoust. Reversing warning system when reverse gear selected	0P3CD
<input type="checkbox"/>	Light function test	0P2AD
<input type="checkbox"/>	Side marker lights, LED	0P2BJ

Driveline/running gear

Engine, radiator

<input type="checkbox"/>	Diesel engine MAN D2676 LF04, 324 kW (440 hp) output, 2,100 Nm torque, Euro 2	0P6BP
<input type="checkbox"/>	Fuel filter, for fuels up to Cleanliness Class 25	0PHII
<input type="checkbox"/>	Fuel pre-filter, with oil separator/water trap	0P0AT
<input type="checkbox"/>	Without torque reduction	0P0G5
<input type="checkbox"/>	Ventilation, crankcase, open	0P8PN
<input type="checkbox"/>	Anti-noise skirt, engine	0P2E7
<input type="checkbox"/>	Fan control for start of cooling with low coolant temperature (e.g. hot country)	0P0K5
<input type="checkbox"/>	Reduction of dust swirl through radiator fan	0P1YE
<input type="checkbox"/>	Engine cooler, extended	0P4XY
<input type="checkbox"/>	Radiator protection, lower	0P1XE
<input type="checkbox"/>	Front radiator protection, grille	0P1VP
<input type="checkbox"/>	Engine oil dipstick and digital oil level gauge	0P0B6
<input type="checkbox"/>	Warning message for engine coolant level, with advance warning	0P0KA


- | | | |
|--------------------------|--|-------|
| <input type="checkbox"/> | Antifreeze, down to -32 °C | 0P0AK |
| <input type="checkbox"/> | Service product level indicator and intake system vacuum | 0P3KT |

Gearbox, clutch

- | | | |
|--------------------------|---|-------|
| <input type="checkbox"/> | MAN TipMatic 12.28 OD | 0P5VW |
| <input type="checkbox"/> | Gearbox for increased percentage of overrun during driving operation | 0PGCL |
| <input type="checkbox"/> | MAN TipMatic actuation, with drop arm, manual (DNR option, switching strategy option) | 0P3KI |
| <input type="checkbox"/> | MAN Idle Speed Driving gearbox function | 0P0ER |
| <input type="checkbox"/> | MAN TipMatic Efficiency driving program, up to 70,000 kg | 0P0FA |
| <input type="checkbox"/> | MAN TipMatic Offroad gearbox shift strategy, up to 70,000 kg | 0P0F4 |
| <input type="checkbox"/> | Expansion, MAN TipMatic Heavy-duty transport driving program, up to 90,000 kg | 0P0FG |
| <input type="checkbox"/> | MAN TipMatic Manoeuvre driving program, manoeuvring feature | 0P0FI |
| <input type="checkbox"/> | Single-disc clutch, 430 mm, dry, reinforced (LongLife) | 0P0DW |
| <input type="checkbox"/> | Main propshaft, 30,000 Nm functional limit torque | 0PKZJ |
| <input type="checkbox"/> | Propshafts with standard grease, cannot be lubricated | 0PKZL |
| <input type="checkbox"/> | Driveline propshaft, reinforced | 0P0E2 |
| <input type="checkbox"/> | Propshaft, 2nd rear axle, reinforced | 0PGCF |
| <input type="checkbox"/> | Gearbox heat exchanger | 0P0FW |

Wheels, tyres

- | | | |
|--------------------------|---|-------|
| <input type="checkbox"/> | Required tyre speed index J | 0PFW2 |
| <input type="checkbox"/> | Front axle tyres Bridgestone 315/80R22.5 M-STEER 001 Steering-Road+Offroad TL | 0PEYF |



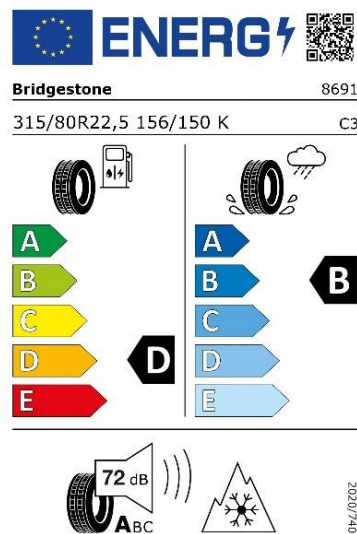
Product Information Sheet

Delegated Regulation (EU) 2020/740

Supplier name or trademark	BRIDGESTONE
Commercial name or trade designation	M-STEER 001
Tyre type identifier	8697
Tyre size designation	315/80 R22.5
Load-capacity index	156
Load-capacity index (Load index for Dual mounting)	150
Speed category symbol	K
Fuel efficiency class	C
Wet grip class	B
External rolling noise class	A
External rolling noise value	69 dB
Severe snow tyre	Yes
Date of start of production	14/16
Date of end of production	-
Additional information	
Load-capacity index (Single load index for Additional Service Description)	
Load-capacity index (Dual load index for Additional Service Description)	
Speed category symbol (for Additional Service Description)	

- Rim type, front axle, steel, single-part
- Rim size, front axle, 10-hole, 9.00x22.5
- Wheel nut cover ring, front axle
- Rear axle tyres Bridgestone 315/80R22.5 M-DRIVE 001 Drive-S+G TL

0P0P0
 0P0NI
 0P0PR
 0PDT9



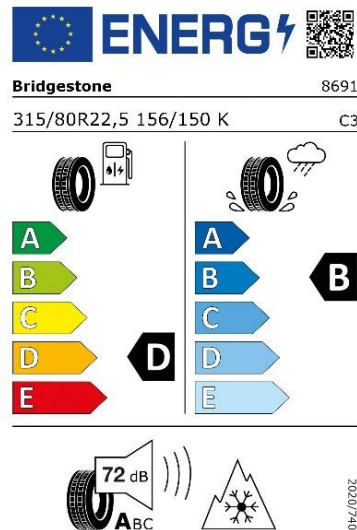
Product Information Sheet

Delegated Regulation (EU) 2020/740

Supplier name or trademark	BRIDGESTONE
Commercial name or trade designation	M-DRIVE 001
Tyre type identifier	8691
Tyre size designation	315/80 R22.5
Load-capacity index	156
Load-capacity index (Load index for Dual mounting)	150
Speed category symbol	K
Fuel efficiency class	D
Wet grip class	B
External rolling noise class	A
External rolling noise value	72 dB
Severe snow tyre	Yes
Date of start of production	14/16
Date of end of production	-
Additional information	
Load-capacity index (Single load index for Additional Service Description)	
Load-capacity index (Dual load index for Additional Service Description)	
Speed category symbol (for Additional Service Description)	

- Rim type, rear axle, steel, single-part
- Rim size, rear axle, 10-hole, 9.00x22.5
- Tyres for 2nd rear axle Bridgestone 315/80R22.5 M-DRIVE 001 Drive-Road+Offroad TL

0P000
 0P0MU
 0PEB9



Product Information Sheet

Delegated Regulation (EU) 2020/740

Supplier name or trademark	BRIDGESTONE
Commercial name or trade designation	M-DRIVE 001
Tyre type identifier	8691
Tyre size designation	315/80 R22.5
Load-capacity index	156
Load-capacity index (Load index for Dual mounting)	150
Speed category symbol	K
Fuel efficiency class	D
Wet grip class	B
External rolling noise class	A
External rolling noise value	72 dB
Severe snow tyre	Yes
Date of start of production	14/16
Date of end of production	-
Additional information	
Load-capacity index (Single load index for Additional Service Description)	
Load-capacity index (Dual load index for Additional Service Description)	
Speed category symbol (for Additional Service Description)	

<input type="checkbox"/>	Rim type, 2nd rear axle, steel, single-part	0P0PA
<input type="checkbox"/>	Rim size, 2nd rear axle, 10-hole, 9.00x22.5	0P0O7
<input type="checkbox"/>	Spare wheel, in accordance with configuration for front axle tyres	0P0MH
<input type="checkbox"/>	Tyre inflation hose, 20 m, with pressure gauge	0P1UA

Axles

<input type="checkbox"/>	6x4	0P3B9
<input type="checkbox"/>	Steering ratio, indirect	0P1JY
<input type="checkbox"/>	Steering oil tank with electrical measuring sensor	0P1JV
<input type="checkbox"/>	Front axle, 9,200 kg, not driven, straight, steered, not liftable	0P5EX
<input type="checkbox"/>	Mudguard, front axle	0P1AT
<input type="checkbox"/>	Splash guard mat on mudguard, front axle, longer at bottom	0P1XS
<input type="checkbox"/>	Rear axle HPD-1382, 13,000 kg, planetary axle with drive-through, straight, not steered, not liftable	0PIY1
<input type="checkbox"/>	Twin tyre on rear axle	0P1HN
<input type="checkbox"/>	Mudguard, rear axle, upper shell removable	0P1AM
<input type="checkbox"/>	Splash guard mat on mudguard, rear axle, longer at bottom	0P1XK
<input type="checkbox"/>	2nd rear axle HP-1352, 13,000 kg, planetary axle without drive-through, straight, not steered, not liftable	0PIVD
<input type="checkbox"/>	Twin tyre on 2nd rear axle	0P1HW
<input type="checkbox"/>	Mudguard, 2nd rear axle, removable upper shell	0P1B3
<input type="checkbox"/>	Splash guard mat on mudguard, 2nd rear axle, longer at bottom	0P1Y0
<input type="checkbox"/>	Axle ratio, i = 4.83	0P0DA
<input type="checkbox"/>	Differential locks on driven rear axles	0P0DI
<input type="checkbox"/>	Without differential locks, front axles	0P0DL

Axle control system and suspension

<input type="checkbox"/>	Suspension type for front axles and driven rear axles, leaf/leaf (BB)	0P2YB
<input type="checkbox"/>	Leaf-spring suspension on front axle, parabolic, 3-leaf, steel	0P1JE
<input type="checkbox"/>	Leaf-spring suspension on rear axle, parabolic, 5-leaf, steel	0P1J2
<input type="checkbox"/>	Leaf-spring suspension on 2nd rear axle, parabolic, 5-leaf, steel	0P1JL
<input type="checkbox"/>	Spring load-bearing capacity front axle 9,500 kg	0P5C4

<input type="checkbox"/>	Spring load-bearing capacity of rear axle, 16,000 kg	0P5BW
<input type="checkbox"/>	Spring load-bearing capacity of 2nd rear axle, 16,000 kg	0P5C8
<input type="checkbox"/>	Shock absorbers on front axle	0P1M4
<input type="checkbox"/>	Shock absorbers on rear axle	0P1LQ
<input type="checkbox"/>	Shock absorbers on 2nd rear axle	0P1M9
<input type="checkbox"/>	Stabiliser, front axle	0P1LD
<input type="checkbox"/>	Stabiliser, rear axle	0P1LA
<input type="checkbox"/>	Stabiliser, 2nd rear axle	0P1LH
<input type="checkbox"/>	Wishbone, reinforced	0P6ZS
<input type="checkbox"/>	Without trailer air suspension control	0PHN2

Cab

Cab and cab exterior

<input type="checkbox"/>	Local transport cab NN	0P2DL
<input type="checkbox"/>	Cab mount, Basic	0P1V8
<input type="checkbox"/>	Cab tilt mechanism, manual	0P1V6
<input type="checkbox"/>	Tilting roof, mechanical	0P1VW
<input type="checkbox"/>	Bumper, steel, 3 pieces	0P1SG
<input type="checkbox"/>	Front step, integrated, with grab option	0P1VE
<input type="checkbox"/>	Windscreen, composite safety glass, tinted	0P1X0
<input type="checkbox"/>	Sunblind, in front of windscreen	0P1WK
<input type="checkbox"/>	Wiper system for windscreen	0P1WG
<input type="checkbox"/>	Wiper activation, manual	0P1UL
<input type="checkbox"/>	Step unit, hinged	0P1V0
<input type="checkbox"/>	Central locking, no remote control	0P1WS
<input type="checkbox"/>	Vehicle key, 2 units	0P3JT
<input type="checkbox"/>	No door extension	0P1WV
<input type="checkbox"/>	Door labelling, according to trade tonnage of vehicle	0P2DQ
<input type="checkbox"/>	Door windows, tinted	0P1WO
<input type="checkbox"/>	Door window, safety glass	0P1WM
<input type="checkbox"/>	Construction-site rise with grab handles on cab roof, driver's side	0P1US
<input type="checkbox"/>	Cab rear wall, with window incl. protective guard	0P1VC

Lights and acoustic signals on cab exterior (headlights, horn, ...)

<input type="checkbox"/>	Without light and headlight package	0PKWU
<input type="checkbox"/>	Front headlights, LED	0P1ZO
<input type="checkbox"/>	Stone protection for front headlights, guard, wide mesh	0P1ZT
<input type="checkbox"/>	Daytime driving lights with rear lights, LED	0P2BQ
<input type="checkbox"/>	Fog lights, LED	0P2AI
<input type="checkbox"/>	Turn signal lights, sides, LED	0P1Z7
<input type="checkbox"/>	Headlight beam regulator, manual	0P2AC
<input type="checkbox"/>	Driving-light control, manual	0P1ZF
<input type="checkbox"/>	Contour lights, LED, 2 units	0P2BS
<input type="checkbox"/>	Horn, two-tone, electrical	0P1W1
<input type="checkbox"/>	Revolving beacons, LED, yellow (individual LEDs light up in cascades, revolving)	0P2BD
<input type="checkbox"/>	2 revolving beacons on cab roof, 1 right and 1 left	0P2B3
<input type="checkbox"/>	Spotlight, 1 unit, cab roof, left	0P1YK

<input type="checkbox"/>	Spotlight, LED, white	0PJQA
<input type="checkbox"/>	Switch for spotlight/manoeuvring light	0P5U5
<input type="checkbox"/>	Without revolving beacons at the rear of the vehicle	0PJRO

Mirrors and mirror replacements

<input type="checkbox"/>	Without mirror package	0PKWV
<input type="checkbox"/>	Exterior rear-view mirror, electrically adjustable	0P2CA
<input type="checkbox"/>	Kerb mirror, right, electrically adjustable	0P2CG
<input type="checkbox"/>	Front mirror, mechanical adjustment	0P2CJ
<input type="checkbox"/>	Mirror housing, not painted	0P2CP
<input type="checkbox"/>	Vehicle components, suitable for body width larger than 2,400 mm to 2,600 mm	0P2CT

Seats

<input type="checkbox"/>	Seat covers, fabric, standard	0P2PQ
<input type="checkbox"/>	Without driver's seat package	0PKXV
<input type="checkbox"/>	Comfort driver's seat, air-sprung	0P2P2
<input type="checkbox"/>	Driver's seat arm rests	0P2OE
<input type="checkbox"/>	Adjustment of seat belt height, driver's seat	0P4XQ
<input type="checkbox"/>	Without co-driver's seat package	0PKXU
<input type="checkbox"/>	Co-driver's seat, not sprung, with storage box	0P2OO
<input type="checkbox"/>	Storage space, in seat bracket of co-driver's seat	0P2Q6
<input type="checkbox"/>	Seat belt indicator, driver's side, acoustic and visual	0P2NB

Driver's workplace

<input type="checkbox"/>	Multi-function steering wheel, adjustable height and angle	0P2GD
<input type="checkbox"/>	Steering wheel, with parking position	0P2GE
<input type="checkbox"/>	Steering lock	0P3JZ
<input type="checkbox"/>	Instrumentation, Basic km/h	0P3L3
<input type="checkbox"/>	Tachograph Simulation Unit (TSU), instead of tachograph	0P2KY
<input type="checkbox"/>	Tachograph, calibrated	0P2KG
<input type="checkbox"/>	Stowage compartment, open with two USB sockets, 5 V, charging only, to the right of climate control panel	0PGT7
<input type="checkbox"/>	Cigarette lighter	0P2IH
<input type="checkbox"/>	Control panel MAN EasyControl, 2 functions, operable from outside with door open	0P3KB
<input type="checkbox"/>	Single DIN slots, 4 units, roof space, front	0P2FJ
<input type="checkbox"/>	Without storage tray next to seat	0PJRS

Cab air-conditioning system

<input type="checkbox"/>	Air-conditioning system, manual	0P2NU
<input type="checkbox"/>	Pre-separator (cyclone filter) for interior air intake	0P2O7

Bunk area

<input type="checkbox"/>	Without bunk area	0PKFY
--------------------------	-------------------	-------

Cab interior

<input type="checkbox"/>	Colour scheme for interior styling, dark	0P2I6
<input type="checkbox"/>	Interior styling analogous to colour scheme	0PGBT
<input type="checkbox"/>	Without driver's workplace package, Comfort	0PKXT
<input type="checkbox"/>	Windscreen roller blind, internal	0P2FE
<input type="checkbox"/>	Interior light, reading light (driver's side)	0PKMY

<input type="checkbox"/>	Interior light, central	0PHA6
<input type="checkbox"/>	Reading light, 1 unit, driver's side	0P2IQ
<input type="checkbox"/>	Entry lighting	0P2IO
<input type="checkbox"/>	Entry handles, standard	0PHPK
<input type="checkbox"/>	Door interior cladding, washable	0P2IA
<input type="checkbox"/>	Without stowage and storage space package	0PKXS
<input type="checkbox"/>	Storage box, cab rear wall, 2 units, behind driver's and co-driver's sides	0P2F2
<input type="checkbox"/>	Storage, instrument panel in middle section, open	0P2HK
<input type="checkbox"/>	Grab handle, above door, internal, 2 units, 1 right and 1 left	0P2G2

Accessories and tools

<input type="checkbox"/>	Without accessories and tools package	0PKXA
<input type="checkbox"/>	Vehicle toolkit	0P2TX
<input type="checkbox"/>	Warning triangle, 1 units	0P3FI
<input type="checkbox"/>	Fire extinguisher, 2 kg, 1 ea., rear area of cab, inside, in vehicle documentation language	0P2YE
<input type="checkbox"/>	Compressed-air connection, cab, with compressed-air hose and gun	0P2FM
<input type="checkbox"/>	Jack, 12,000 kg	0P3F8
<input type="checkbox"/>	Operator's manual in English, printed, additional	0P2JB

Intelligent Truck

Assistance systems

<input type="checkbox"/>	Electronic Stability Program (ESP)	0P1TN
<input type="checkbox"/>	Anti-slip control (ASR)	0P1T2
<input type="checkbox"/>	Tempomat (cruise control, CC)	0P1TR
<input type="checkbox"/>	Road speed limiter, adjustable, limiter (engine speed regulation)	0P0C3
<input type="checkbox"/>	Without advanced emergency braking system	0P1U5
<input type="checkbox"/>	Without driving fitness detection system	0PHN5
<input type="checkbox"/>	Without Front Detection	0PHNA
<input type="checkbox"/>	Without traffic sign recognition	0PHNE
<input type="checkbox"/>	Without Reversing Motion System	0PHNV
<input type="checkbox"/>	Without distance warning system	0PKA0
<input type="checkbox"/>	Without MAN SafeStop Assist	0PLB5

Infotainment (radio,...)

<input type="checkbox"/>	Radio preparation, 12 V	0P2M4
<input type="checkbox"/>	Loudspeaker, door, 2 units, 1 left and 1 right	0P2ME
<input type="checkbox"/>	No navigation map	0P2N2

Bodies/interfaces

Interfaces to semitrailer (e.g. fifth-wheel coupling, brake connection,...)

<input type="checkbox"/>	2-line semitrailer brake connection, behind cab, spiral cable with standard coupling	0P1O2
<input type="checkbox"/>	Trailer socket behind cab, 24 V, 15-pin	0P1P9
<input type="checkbox"/>	Spiral cable to semitrailer, electr., one unit, for trailer socket behind cab, 24-V, 15-pin to 15-pin	0P8NY
<input type="checkbox"/>	Spiral cable to semitrailer, electric, for trailer socket ABS, behind cab	0P8O1
<input type="checkbox"/>	Fifth-wheel pick-up plate installation height, 40 mm (up to max. 36,000 kg fifth-wheel coupling load)	0P6ZZ

<input type="checkbox"/>	JOST JSK 38 C 3.5" fifth-wheel coupling	0P1RP
<input type="checkbox"/>	Kingpin, 3.5" diameter	0P1RZ
<input type="checkbox"/>	Manufacturer of fifth-wheel coupling: Jost	0PBY1
<input type="checkbox"/>	Fifth-wheel coupling installation height, 190 mm	0P1PT
<input type="checkbox"/>	Fifth-wheel coupling, manual lubrication	0P6XR
<input type="checkbox"/>	Rubber joint bearing, fifth-wheel coupling	0PBY6
<input type="checkbox"/>	Fifth-wheel coupling actuation, normal handle	0P1QI
<input type="checkbox"/>	Without sensing of the fifth-wheel coupling	0PHN7
<input type="checkbox"/>	Fifth-wheel lead, 1,125 mm	0P5AY

Interfaces to trailer (e.g. trailer coupling, brake connections...)

<input type="checkbox"/>	Towing coupling at final cross member, ROCKINGER SK5	0P1MZ
<input type="checkbox"/>	Towing coupling on final cross member	0P1SH
<input type="checkbox"/>	Without trailer brake connection at end of frame, centre	0P1O0
<input type="checkbox"/>	Without trailer socket at frame end	0P1OW
<input type="checkbox"/>	Trailer socket for anti-lock braking system (ABS), behind cab	0P1O5

Ex works bodies and interfaces to bodies (e.g. tipper indicator...)

<input type="checkbox"/>	Interface for data exch. with body (customer-specific control module) and engine intermediate speed control (ZDR), front area of cab	0P2NA
--------------------------	--	-------

PTOs

<input type="checkbox"/>	PTO, gearbox-dependent, type NH/4c, without flange, $f=0.88/1.14$, position approx. 3:30 o'clock	0P6XL
<input type="checkbox"/>	PTO, gearbox-dependent, for short-time operation less than 60 min	0P4VK
<input type="checkbox"/>	PTO, gearbox-dependent, shiftable	0P4X9
<input type="checkbox"/>	Without fan wheel for PTO, gearbox-dependent	0P4VR
<input type="checkbox"/>	Function parameters for PTO, gearbox-dependent, stationary operation	0P4WO
<input type="checkbox"/>	Gearbox shift blocking for PTO operation, electric/electronic	0P4VU
<input type="checkbox"/>	Sector-specific parameterisation, general	0P4X0

Towing, recovery and lashing

<input type="checkbox"/>	Central coupling jaw, integrated in bumper/front cross member, with lock pin	0P1MK
--------------------------	--	-------

Paintworks

Paintwork, cab, top

<input type="checkbox"/>	Top coating, cab	0P6YB
--------------------------	------------------	-------

Paintwork, cab, bottom

<input type="checkbox"/>	Textured coating, step units	0P6X9
<input type="checkbox"/>	Textured coating, mudguard, behind cab	0P6YG
<input type="checkbox"/>	Textured coating, bumper, steel	0P6YQ

Paintwork, chassis

<input type="checkbox"/>	Without additional top coating on chassis	0PJTK
<input type="checkbox"/>	Top coating, rims, steel, white-aluminium	0P6YL

Colour

<input type="checkbox"/>	Top coating, cab	PURE WHITE RAL 9010	N
--------------------------	------------------	---------------------	---

Technical data: TGS 33.440 6x4 BB SA / L26JAA03

Vehicle type: Vehicle type Semitrailer tractor (SA)	
Cab: Local transport cab NN	
Drive Type: 6x4	
Lengths	mm
TD071 Total length	7415.0
TD063 Front vehicle overhang	1605.0
TD057 Wheelbase between front axles	0
TD058 Wheelbase between leading axle and rear axle	0
TD059 Wheelbase between rear axles	1400
TD060 Wheelbase between rear axle and trailing axle	0
TD064 Rear frame overhang	700.0
TD072 Distance from first front axle to body	465.0
TD067 Distance to kingpin from front axle, nominal position	3875.0
TD074 Slew radius, front	2910.0
TD075 Slew radius, rear	2212.0
TD068 Coupling length	7249.0
Widths	mm
TD008 Width included rearview mirror	2981.0
TD001 Width over cab	2240.0
Frame	mm
TD009 Frame width at front	945.0
TD010 Frame width at the rear	765.0
TD078 Frame profile	270 x 85 x 9,5
Heights	mm
TD033 Maximum external height, unladen	3323.0
TD082 Total transport height, unladen	3323.0
TD034 Maximum external height, laden	3225.0
TD035 Frame height at theoretical rear wheelbase, unladen	1139.0
TD036 Frame height at theoretical rear wheelbase, laden	1056.0
TD045 Raising from driving position, front	0.0
TD046 Lowering from driving position, front	0.0
TD047 Raising from driving position, rear	0.0
TD048 Lowering from driving position, rear	0.0
TD051 Height of fifth-wheel coupling above ground, unladen	1453.0
TD052 Height of fifth-wheel coupling above ground, laden	1370.0
Circle dimensions	m
TD055 Track circle diameter	17.2
TD056 Wall-to-wall turning circle diameter	18.9
Weights/loads	kg
TD026 Chassis weight with cab	9741
TD027 Chassis weight, front	5037
TD028 Chassis weight, rear	4704
TD029 Payload	23259

TD018 Statutorily permissible gross vehicle weight	33000
TD025 Technically permissible gross vehicle weight	33000
TD031 Statutorily permissible gross train weight	46000
TD032 Statutorily permissible trailer load	0

The technical data must be considered as an approximation. Some of the values are given in a simplified form. More detailed notes and descriptions can be found in the respective information in the overview. Contents and specifications have been compiled with the greatest possible care. Nevertheless, we do not assume responsibility for the data and values supplied being correct and up to date. Subject to errors and changes. MAN Truck & Bus AG is liable only in cases of intent, gross negligence or culpable breach of significant contractual obligations.