

## Vehicle description for: TGS 33.360 6x4 BB CH



Illustration can deviate

### Vehicle standards

Product family	The new MAN Truck Generation
Model & Variant	TGS 33.360 6x4 BB CH
Engine family	D20
Vehicle type	Vehicle type Tipper (KI)
Cab	Local transport cab NN
Main wheel distance	3900 mm
Overhang	800 mm
Steering configuration	Left

### Vertical Load

	National Registration	Technical Load	Technical Load Plus
Gross weight	33,000 kg	33,000 kg	33,000 kg
Front axle	8,000 kg	8,000 kg	8,000 kg
Rear axle	13,000 kg	13,000 kg	13,000 kg
Rear axle 2	13,000 kg	13,000 kg	13,000 kg

### Horizontal Load

	National Registration	Technical Load	Technical Load Plus
Gross train weight	0 kg	0 kg	0 kg

The printed images in this offer are for explanatory purposes and may differ from the actual configuration.  
 For further product information on the tire selection "selectively", please contact our sales staff.

#### **Vehicle characteristics**

##### Basic characteristics

<input type="checkbox"/>	Chassis	0P2U9
<input type="checkbox"/>	Chassis class, heavy	0P2UC
<input type="checkbox"/>	Merchant tonnage 33 t	0P8LK
<input type="checkbox"/>	Basic layout of vehicle, all-round	0PGCU
<input type="checkbox"/>	Frame type, medium-high	0P2TQ
<input type="checkbox"/>	Vehicle type Tipper (KI)	0P2UN
<input type="checkbox"/>	Left-hand-drive	0P3AS
<input type="checkbox"/>	Right-hand traffic	0P3F5
<input type="checkbox"/>	Vehicle documents in English	0P2L7
<input type="checkbox"/>	Labelling in English	0P8NM
<input type="checkbox"/>	Cab position 640 mm (distance from frame lower edge to cab floor)	0PHBE

##### Registration

<input type="checkbox"/>	Vehicle approval, N3 class	0P3JR
<input type="checkbox"/>	Maximum speed limiter, 85 km/h, electronic, engine speed regulation	0P2UI
<input type="checkbox"/>	Maximum vehicle noise level not defined	0P2YN
<input type="checkbox"/>	Height over cab, unloaded up to 4,000 mm	0PHA1
<input type="checkbox"/>	Maximum vehicle width of 2,500 mm checked with respect to relevant chassis components	0PIOJ
<input type="checkbox"/>	Vehicle classification in accordance with regulation (EU) 2018/858	0PKAW

##### Documents

<input type="checkbox"/>	European standard exhaust emission confirmation	0P2Q7
<input type="checkbox"/>	Without registration documentation, national	0P3B0
<input type="checkbox"/>	Dangerous goods equipment, in accordance with ADR Type AT	0P0YR

##### Application scope / transport tasks

<input type="checkbox"/>	Construction	0P6WH
<input type="checkbox"/>	022 Tipper, rear	0P2QH
<input type="checkbox"/>	Temperature range, vehicle deployment, warm country	0PHIB
<input type="checkbox"/>	Case hardness of final drive Distribution	0P4F0

##### Lines, editions and packages

<input type="checkbox"/>	Special request paintwork	0PJTD
<input type="checkbox"/>	Without Individual Lion package	0PJT1

##### Horizontal and vertical loads

<input type="checkbox"/>	33,000 kg permitted gross load, vertical, nat. appr.	0P5QP
<input type="checkbox"/>	33,000 kg permitted gross load, vertical, tech.	0P5UA
<input type="checkbox"/>	33,000 kg permitted gross load, vertical, tech. Plus	0P8HZ
<input type="checkbox"/>	8,000 kg permitted load on front axle, nat. appr.	0P5KT
<input type="checkbox"/>	8,000 kg permitted load on front axle, tech.	0P5LN
<input type="checkbox"/>	8,000 kg permitted load on front axle, tech. Plus	0P8D4
<input type="checkbox"/>	13,000 kg permitted load on rear axle NatZu	0P5HC
<input type="checkbox"/>	13,000 kg permitted load on rear axle, tech.	0P5IO

<input type="checkbox"/>	13,000 kg permitted load on rear axle, tech. Plus	0P8BY
<input type="checkbox"/>	13,000 kg permitted load on 2nd rear axle NatZu	0P5FM
<input type="checkbox"/>	13,000 kg permitted load on 2nd rear axle, tech.	0P5M9
<input type="checkbox"/>	13,000 kg permitted load on 2nd rear axle, tech. Plus	0P7TJ
<input type="checkbox"/>	0kN D value	0P8XD

#### Notification texts

<input type="checkbox"/>	Without note (propshaft wear)	0PJRV
--------------------------	-------------------------------	-------

#### Chassis

##### Vehicle frame (wheelbase, overhang, ...)

<input type="checkbox"/>	Main wheelbase, 3,900 mm	0P2ZK
<input type="checkbox"/>	Wheelbase between rear axles, 1,400 mm	0P3BX
<input type="checkbox"/>	Frame overhang, rear, 800 mm	0P3EU
<input type="checkbox"/>	Main frame side member thickness, 9.5 mm	0P0Y7
<input type="checkbox"/>	Vehicle rear, straight end of frame	0P0XT

##### Exhaust system, air intake

<input type="checkbox"/>	Exhaust silencer, side, left	0P1BG
<input type="checkbox"/>	Exhaust tailpipe, towards rear	0P1BQ
<input type="checkbox"/>	Air intake, behind cab, raised	0P0AY
<input type="checkbox"/>	Pre-separator for engine air intake	0P0BA

##### Battery cases, batteries, alternator

<input type="checkbox"/>	Battery, 12 V, 175 Ah, 2 units, maintenance free	0P0WA
<input type="checkbox"/>	Alternator, Basic	0P1BV
<input type="checkbox"/>	Medium battery box, 2 batteries	0P0WU
<input type="checkbox"/>	Battery box, left	0P0WO
<input type="checkbox"/>	Main battery switch, mechanical	0P0WF
<input type="checkbox"/>	Fuses	0P1V1
<input type="checkbox"/>	Lockable battery box, with padlock	0P0WL

##### Tanks and fuel line

<input type="checkbox"/>	Fuel tank capacity 400 l, right	0P4ED
<input type="checkbox"/>	Fuel tank, right, steel	0P4GN
<input type="checkbox"/>	Tank cross-section, right, medium	0P4HE
<input type="checkbox"/>	Fuel tank cap, lockable for master key system	0P4H5
<input type="checkbox"/>	Filter screen for fuel tank filler neck	0P1EM
<input type="checkbox"/>	Fuel pre-filter position on the battery box	0PIW9

##### Frame attachments

<input type="checkbox"/>	Without underride protection, front	0P1FM
<input type="checkbox"/>	Without working platform	0P0VH
<input type="checkbox"/>	Without underride protection, side	0P1FG
<input type="checkbox"/>	Spare wheel hoist on left side, in front of rear axle	0P0XO
<input type="checkbox"/>	Hoist for spare wheel	0P0VN
<input type="checkbox"/>	Final cross member, with hole pattern 160 x 100 mm	0P1SB
<input type="checkbox"/>	Underride protection, rear, round	0P1FD

<input type="checkbox"/>	Wheel chock, 1 unit, with retaining device	0P1FO
<input type="checkbox"/>	Without body attachment brackets/thrust plates	0P0X6

#### Pneumatic brakes, compressed-air generation, brake system

<input type="checkbox"/>	Air compressor, 1-cylinder, 360 ccm	0P0AF
<input type="checkbox"/>	Compressed-air treatment, pneumatically controlled	0P0AB
<input type="checkbox"/>	Steel compressed-air tank	0P0XH
<input type="checkbox"/>	Electronic brake system (EBS)	0P0BL
<input type="checkbox"/>	Anti-lock braking system (ABS), Offroad, with additional off-road logic	0P0BF
<input type="checkbox"/>	Full brake assistant	0P0CM
<input type="checkbox"/>	Without preparation for EBS Full control unit	0PHPM
<input type="checkbox"/>	MAN EVBec high-performance engine brake, stages possible	0P0BW
<input type="checkbox"/>	Drum brakes on front axle	0P1IA
<input type="checkbox"/>	Drum brakes on rear axle	0P1I5
<input type="checkbox"/>	Drum brakes on 2nd rear axle	0P1IF
<input type="checkbox"/>	Parking brake control, next to driver's seat	0P3KH
<input type="checkbox"/>	Parking brake with spring-type actuator on rear axles (incl. leading axle/ trailing axle)	0PGBL
<input type="checkbox"/>	MAN EasyStart immobiliser	0P1TF

#### Lights and acoustic signals on the chassis (rear lights, ...)

<input type="checkbox"/>	Rear lights	0P2AQ
<input type="checkbox"/>	Stone protection, for rear lights, guard, wide mesh	0P2AT
<input type="checkbox"/>	Acoust. Reversing warning system when reverse gear selected	0P3CD
<input type="checkbox"/>	Light function test	0P2AD
<input type="checkbox"/>	Side marker lights, LED	0P2BJ

#### Driveline/running gear

##### Engine, radiator

<input type="checkbox"/>	Diesel engine MAN D2066 LF07, 265kW (360 hp) output, 1,800 Nm torque, Euro 2	0P6BS
<input type="checkbox"/>	Fuel filter, for fuels up to Cleanliness Class 25	0PHII
<input type="checkbox"/>	Fuel pre-filter, with oil separator/water trap	0P0AT
<input type="checkbox"/>	Without torque reduction	0P0G5
<input type="checkbox"/>	Engine dry-air filter, with safety insert	0P0B8
<input type="checkbox"/>	Ventilation, crankcase, closed	0P8PM
<input type="checkbox"/>	Fan control for start of cooling with low coolant temperature (e.g. hot country)	0P0K5
<input type="checkbox"/>	Reduction of dust swirl through radiator fan	0P1YE
<input type="checkbox"/>	Engine cooler, normal length	0P4XX
<input type="checkbox"/>	Radiator protection, lower	0P1XE
<input type="checkbox"/>	Front radiator protection, grille	0P1VP
<input type="checkbox"/>	Engine oil dipstick and digital oil level gauge	0P0B6
<input type="checkbox"/>	Warning message for engine coolant level, with advance warning	0P0KA
<input type="checkbox"/>	Antifreeze, down to -32 °C	0P0AK
<input type="checkbox"/>	Service product level indicator and intake system vacuum	0P3KT


##### Gearbox, clutch

<input type="checkbox"/>	MAN TipMatic 12.28 OD	0P5VW
<input type="checkbox"/>	Gearbox for increased percentage of overrun during driving operation	0PGCL

<input type="checkbox"/>	MAN TipMatic actuation, with drop arm, manual (DNR option, switching strategy option)	0P3KI
<input type="checkbox"/>	MAN Idle Speed Driving gearbox function	0P0ER
<input type="checkbox"/>	MAN TipMatic Efficiency driving program, up to 70,000 kg	0P0FA
<input type="checkbox"/>	MAN TipMatic Offroad gearbox shift strategy, up to 70,000 kg	0P0F4
<input type="checkbox"/>	MAN TipMatic Manoeuvre driving program, manoeuvring feature	0P0FI
<input type="checkbox"/>	Single-disc clutch, 430 mm, dry, reinforced (LongLife)	0P0DW
<input type="checkbox"/>	Driveline propshaft, reinforced	0P0E2
<input type="checkbox"/>	Propshaft, 2nd rear axle, reinforced	0PGCF

#### Wheels, tyres

<input type="checkbox"/>	Required tyre speed index J	0PFW2
<input type="checkbox"/>	Front axle tyres Bridgestone 385/65R22.5 M-STEER 001 Steering-S+G TL	0PGXV



### Product Information Sheet


Delegated Regulation (EU) 2020/740

Supplier name or trademark	<b>BRIDGESTONE</b>
Commercial name or trade designation	<b>M-STEER 001</b>
Tyre type identifier	<b>23732</b>
Tyre size designation	<b>385/65 R22.5</b>
Load-capacity index	<b>160</b>
Load-capacity index (Load index for Dual mounting)	
Speed category symbol	<b>K</b>
Fuel efficiency class	<b>C</b>
Wet grip class	<b>B</b>
External rolling noise class	<b>A</b>
External rolling noise value	<b>71 dB</b>
Severe snow tyre	<b>Yes</b>
Date of start of production	<b>23/20</b>
Date of end of production	<b>-</b>
Additional information	
Load-capacity index (Single load index for Additional Service Description)	
Load-capacity index (Dual load index for Additional Service Description)	
Speed category symbol (for Additional Service Description)	

<input type="checkbox"/>	Rim type, front axle, steel, single-part	0P0P0
<input type="checkbox"/>	Rim size, front axle, 10-hole, 11.75x22.5	0P0NB
<input type="checkbox"/>	Wheel nut cover ring, front axle	0P0PR

□ Rear axle tyres Bridgestone 315/80R22.5 M-DRIVE 001 Drive-S+G TL

0PDT9



## Product Information Sheet

Delegated Regulation (EU) 2020/740

Supplier name or trademark	BRIDGESTONE
Commercial name or trade designation	M-DRIVE 001
Tyre type identifier	8691
Tyre size designation	315/80 R22.5
Load-capacity index	156
Load-capacity index (Load index for Dual mounting)	150
Speed category symbol	K
Fuel efficiency class	D
Wet grip class	B
External rolling noise class	A
External rolling noise value	72 dB
Severe snow tyre	Yes
Date of start of production	14/16
Date of end of production	-
Additional information	
Load-capacity index (Single load index for Additional Service Description)	
Load-capacity index (Dual load index for Additional Service Description)	
Speed category symbol (for Additional Service Description)	

□ Rim type, rear axle, steel, single-part


0P000

□ Rim size, rear axle, 10-hole, 9.00x22.5

0P0MU

- Tyres for 2nd rear axle Bridgestone 315/80R22.5 M-DRIVE 001 Drive-Road+Offroad TL

0PEB9



## Product Information Sheet

Delegated Regulation (EU) 2020/740

Supplier name or trademark	BRIDGESTONE
Commercial name or trade designation	M-DRIVE 001
Tyre type identifier	8691
Tyre size designation	315/80 R22.5
Load-capacity index	156
Load-capacity index (Load index for Dual mounting)	150
Speed category symbol	K
Fuel efficiency class	D
Wet grip class	B
External rolling noise class	A
External rolling noise value	72 dB
Severe snow tyre	Yes
Date of start of production	14/16
Date of end of production	-
Additional information	
Load-capacity index (Single load index for Additional Service Description)	
Load-capacity index (Dual load index for Additional Service Description)	
Speed category symbol (for Additional Service Description)	

- Rim type, 2nd rear axle, steel, single-part 0P0PA
- Rim size, 2nd rear axle, 10-hole, 9.00x22.5 0P0O7
- Spare wheel, in accordance with configuration for front axle tyres 0P0MH

### Axes

- 6x4 0P3B9
- Steering ratio, indirect 0P1JY
- Steering oil tank with electrical measuring sensor 0P1JV
- Front axle, 9,200 kg, not driven, straight, steered, not liftable 0P5EX
- Mudguard, front axle 0P1AT
- Splash guard mat on mudguard, front axle, longer at bottom 0P1XS
- Rear axle HPD-1382, 13,000 kg, planetary axle with drive-through, straight, not steered, not liftable 0PIY1
- Twin tyre on rear axle 0P1HN
- Mudguard, rear axle, upper shell removable 0P1AM





<input type="checkbox"/>	Splash guard mat on mudguard, rear axle, longer at bottom	0P1XK
<input type="checkbox"/>	2nd rear axle HP-1352, 13,000 kg, planetary axle without drive-through, straight, not steered, not liftable	0PIVD
<input type="checkbox"/>	Twin tyre on 2nd rear axle	0P1HW
<input type="checkbox"/>	Mudguard, 2nd rear axle, removable upper shell	0P1B3
<input type="checkbox"/>	Splash guard mat on mudguard, 2nd rear axle, longer at bottom	0P1Y0
<input type="checkbox"/>	Axle ratio, $i = 4.33$	0P0D6
<input type="checkbox"/>	Differential locks on driven rear axles	0P0DI
<input type="checkbox"/>	Without differential locks, front axles	0P0DL
<input type="checkbox"/>	Mudguard enlargement	0P1W5

#### Axle control system and suspension

<input type="checkbox"/>	Suspension type for front axles and driven rear axles, leaf/leaf (BB)	0P2YB
<input type="checkbox"/>	Leaf-spring suspension on front axle, parabolic, 3-leaf, steel	0P1JE
<input type="checkbox"/>	Leaf-spring suspension on rear axle, parabolic, 5-leaf, steel	0P1J2
<input type="checkbox"/>	Leaf-spring suspension on 2nd rear axle, parabolic, 5-leaf, steel	0P1JL
<input type="checkbox"/>	Spring load-bearing capacity front axle 9,500 kg	0P5C4
<input type="checkbox"/>	Spring load-bearing capacity of rear axle, 16,000 kg	0P5BW
<input type="checkbox"/>	Spring load-bearing capacity of 2nd rear axle, 16,000 kg	0P5C8
<input type="checkbox"/>	Shock absorbers on front axle	0P1M4
<input type="checkbox"/>	Shock absorbers on rear axle	0P1LQ
<input type="checkbox"/>	Shock absorbers on 2nd rear axle	0P1M9
<input type="checkbox"/>	Stabiliser, front axle	0P1LD
<input type="checkbox"/>	Stabiliser, rear axle	0P1LA
<input type="checkbox"/>	Stabiliser, 2nd rear axle	0P1LH
<input type="checkbox"/>	Wishbone	0P6ZR
<input type="checkbox"/>	Without trailer air suspension control	0PHN2

#### **Cab**

##### Cab and cab exterior

<input type="checkbox"/>	Local transport cab NN	0P2DL
<input type="checkbox"/>	Cab mount, Basic	0P1V8
<input type="checkbox"/>	Cab tilt mechanism, manual	0P1V6
<input type="checkbox"/>	No tilting roof/sliding roof	0P1VY
<input type="checkbox"/>	Bumper, steel, 3 pieces	0P1SG
<input type="checkbox"/>	Front step, integrated, with grab option	0P1VE
<input type="checkbox"/>	Windscreen, composite safety glass, tinted	0P1X0
<input type="checkbox"/>	Sunblind, in front of windscreen	0P1WK
<input type="checkbox"/>	Wiper system for windscreen	0P1WG
<input type="checkbox"/>	Wiper activation, manual	0P1UL
<input type="checkbox"/>	Step unit, hinged	0P1V0
<input type="checkbox"/>	Central locking, no remote control	0P1WS
<input type="checkbox"/>	Vehicle key, 2 units	0P3JT
<input type="checkbox"/>	No door extension	0P1WV
<input type="checkbox"/>	Door labelling, according to trade tonnage of vehicle	0P2DQ
<input type="checkbox"/>	Door windows, tinted	0P1WO
<input type="checkbox"/>	Door window, safety glass	0P1WM



<input type="checkbox"/>	Cab rear wall, no window	0P1VD
<input type="checkbox"/>	A-pillar cladding, aerodynamically optimised	0PIY8

#### Lights and acoustic signals on cab exterior (headlights, horn, ...)

<input type="checkbox"/>	Without light and headlight package	0PKWU
<input type="checkbox"/>	Front headlights, H7	0P1ZN
<input type="checkbox"/>	Stone protection guard for front headlights, wide and fine mesh	0PICD
<input type="checkbox"/>	Daytime driving lights, H7	0P2BN
<input type="checkbox"/>	Fog lights, H7	0P2AH
<input type="checkbox"/>	Turn signal lights, sides, bulb	0P1Z6
<input type="checkbox"/>	Headlight beam regulator, manual	0P2AC
<input type="checkbox"/>	Driving-light control, manual	0P1ZF
<input type="checkbox"/>	Contour lights, LED, 2 units	0P2BS
<input type="checkbox"/>	Horn, two-tone, electrical	0P1W1
<input type="checkbox"/>	Revolving beacons, LED, yellow (individual LEDs light up in cascades, revolving)	0P2BD
<input type="checkbox"/>	2 revolving beacons on cab roof, 1 right and 1 left	0P2B3
<input type="checkbox"/>	Spotlight, 1 unit, cab roof, left	0P1YK
<input type="checkbox"/>	Spotlight, LED, white	0PJQA
<input type="checkbox"/>	Switch for spotlight/manoeuvring light	0P5U5
<input type="checkbox"/>	Preparation for loading area lighting	0P2A5
<input type="checkbox"/>	Without revolving beacons at the rear of the vehicle	0PJRO

#### Mirrors and mirror replacements

<input type="checkbox"/>	Without mirror package	0PKWV
<input type="checkbox"/>	Exterior rear-view mirror, mechanically adjustable	0P2CC
<input type="checkbox"/>	Kerb mirror, right, mechanically adjustable	0P2CH
<input type="checkbox"/>	Front mirror, mechanical adjustment	0P2CJ
<input type="checkbox"/>	Mirror housing, not painted	0P2CP
<input type="checkbox"/>	Vehicle components, suitable for body width larger than 2,400 mm to 2,600 mm	0P2CT

#### Seats

<input type="checkbox"/>	Seat covers, fabric, standard	0P2PQ
<input type="checkbox"/>	Without driver's seat package	0PKXV
<input type="checkbox"/>	Comfort driver's seat, air-sprung	0P2P2
<input type="checkbox"/>	Driver's seat arm rests	0P2OE
<input type="checkbox"/>	Adjustment of seat belt height, driver's seat	0P4XQ
<input type="checkbox"/>	Without co-driver's seat package	0PKXU
<input type="checkbox"/>	Co-driver's seat, not sprung, with storage box	0P2OO
<input type="checkbox"/>	Storage space, in seat bracket of co-driver's seat	0P2Q6
<input type="checkbox"/>	Seat belt indicator, driver's side, acoustic and visual	0P2NB

#### Driver's workplace

<input type="checkbox"/>	Steering wheel, adjustable height and angle	0P2GB
<input type="checkbox"/>	Steering wheel, with parking position	0P2GE
<input type="checkbox"/>	Steering lock	0P3JZ
<input type="checkbox"/>	Instrumentation, Basic km/h	0P3L3
<input type="checkbox"/>	Tachograph Simulation Unit (TSU), instead of tachograph	0P2KY
<input type="checkbox"/>	Tachograph, calibrated	0P2KG

<input type="checkbox"/>	Stowage compartment, open with two USB sockets, 5 V, charging only, to the right of climate control panel	0PGT7
<input type="checkbox"/>	Cigarette lighter	0P2IH
<input type="checkbox"/>	Single DIN slots, 4 units, roof space, front	0P2FJ
<input type="checkbox"/>	Without storage tray next to seat	0PJRS

#### Cab air-conditioning system

<input type="checkbox"/>	Air-conditioning system, manual	0P2NU
<input type="checkbox"/>	Pre-separator (cyclone filter) for interior air intake	0P2O7

#### Bunk area

<input type="checkbox"/>	Without bunk area	0PKFY
--------------------------	-------------------	-------

#### Cab interior

<input type="checkbox"/>	Colour scheme for interior styling, dark	0P2I6
<input type="checkbox"/>	Interior styling analogous to colour scheme	0PGBT
<input type="checkbox"/>	Without driver's workplace package, Comfort	0PKXT
<input type="checkbox"/>	Windscreen roller blind, internal	0P2FE
<input type="checkbox"/>	Interior light, reading light (driver's side)	0PKMY
<input type="checkbox"/>	Interior light, central	0PHA6
<input type="checkbox"/>	Reading light, 1 unit, driver's side	0P2IQ
<input type="checkbox"/>	Entry lighting	0P2IO
<input type="checkbox"/>	Entry handles, standard	0PHPK
<input type="checkbox"/>	Door interior cladding, washable	0P2IA
<input type="checkbox"/>	Without stowage and storage space package	0PKXS
<input type="checkbox"/>	2 storage compartments, cab rear wall, behind driver's and co-driver's side and net on cab rear wall	0PGB8
<input type="checkbox"/>	Storage, instrument panel in middle section, open	0P2HK
<input type="checkbox"/>	Grab handle, above door, internal, 2 units, 1 right and 1 left	0P2G2

#### Accessories and tools

<input type="checkbox"/>	Without accessories and tools package	0PKXA
<input type="checkbox"/>	Vehicle toolkit	0P2TX
<input type="checkbox"/>	No warning triangle	0P3FH
<input type="checkbox"/>	Compressed-air connection, cab, with compressed-air hose and gun	0P2FM
<input type="checkbox"/>	Jack, 12,000 kg	0P3F8

### **Intelligent Truck**

#### Assistance systems

<input type="checkbox"/>	Without advanced emergency braking system	0P1U5
<input type="checkbox"/>	Without driving fitness detection system	0PHN5
<input type="checkbox"/>	Without Front Detection	0PHNA
<input type="checkbox"/>	Without traffic sign recognition	0PHNE
<input type="checkbox"/>	Without Reversing Motion System	0PHNV
<input type="checkbox"/>	Without distance warning system	0PKA0

#### Infotainment (radio,...)

<input type="checkbox"/>	MMT infotainment system, Starter Basic	0P2M1
--------------------------	--	-------

<input type="checkbox"/>	MAN loudspeaker system	0P2MF
<input type="checkbox"/>	No navigation map	0P2N2

## **Bodies/interfaces**

### Interfaces to semitrailer (e.g. fifth-wheel coupling, brake connection,...)

<input type="checkbox"/>	Without trailer brake connection behind cab	0P1O3
<input type="checkbox"/>	No fifth-wheel coupling	0P1RJ
<input type="checkbox"/>	Without sensing of the fifth-wheel coupling	0PHN7

### Interfaces to trailer (e.g. trailer coupling, brake connections,...)

<input type="checkbox"/>	Towing coupling at final cross member, ROCKINGER SK5	0P1MZ
<input type="checkbox"/>	Towing coupling on final cross member	0P1SH
<input type="checkbox"/>	Without trailer brake connection at end of frame, centre	0P1O0
<input type="checkbox"/>	Without trailer socket at frame end	0P1OW
<input type="checkbox"/>	Without trailer socket for anti-lock brake system (ABS)	0P1O9

### Ex works bodies and interfaces to bodies (e.g. tipper indicator,...)

<input type="checkbox"/>	Interface for data exchange with body (DIN), behind cab	0P2N8
<input type="checkbox"/>	Interface for vehicle data (FMS)	0P2J3
<input type="checkbox"/>	Tipper indicator, cab (symbols)	0P2M5
<input type="checkbox"/>	Operating device for tipper hydraulics, cab	0P3KN

### PTOs

<input type="checkbox"/>	PTO, gearbox-dependent, type NH/4c, without flange, $f=0.88/1.14$ , position approx. 2:30 o'clock	0P4QS
<input type="checkbox"/>	PTO, gearbox-dependent, for short-time operation less than 60 min	0P4VK
<input type="checkbox"/>	PTO, gearbox-dependent, shiftable	0P4X9
<input type="checkbox"/>	Without fan wheel for PTO, gearbox-dependent	0P4VR
<input type="checkbox"/>	Function parameters for PTO; gearbox-dependent, driving operation	0P4WP
<input type="checkbox"/>	Sector-specific parameterisation, general	0P4X0

### Towing, recovery and lashing

<input type="checkbox"/>	Central coupling jaw, integrated in bumper/front cross member, with lock pin	0P1MK
--------------------------	--	-------

## **Paintworks**

### Paintwork, cab, top

<input type="checkbox"/>	Top coating, cab	0P6YB
--------------------------	------------------	-------

### Paintwork, cab, bottom

<input type="checkbox"/>	Textured coating, step units	0P6X9
<input type="checkbox"/>	Textured coating, mudguard, behind cab	0P6YG
<input type="checkbox"/>	Textured coating, bumper, steel	0P6YQ

### Paintwork, chassis

<input type="checkbox"/>	Top coating, chassis	0P6YC
<input type="checkbox"/>	Top coating, rims, steel, white-aluminium	0P6YL

**Additional operating equipment**

<input type="checkbox"/>	Eintrag in KFZ-Brief: Anhängelast 40.000kg bei Zgg. 59.000kg	ZW001
--------------------------	--	-------

**Colour**

<input type="checkbox"/>	Top coating, cab	PURE WHITE RAL 9010	N
<input type="checkbox"/>	Top coating, chassis	GRAPHITE BLACK RAL 9011	N

## Technical data: TGS 33.360 6x4 BB CH / L26EAA04

Vehicle type: Vehicle type Tipper (KI)	TD018 Statutorily permissible gross vehicle weight	33000
Cab: Local transport cab NN	TD025 Technically permissible gross vehicle weight	33000
Drive Type: 6x4	TD031 Statutorily permissible gross train weight	0
	TD032 Statutorily permissible trailer load	0
<b>Lengths</b> <b>mm</b>		
TD071 Total length	8077.0	
TD063 Front vehicle overhang	1607.0	
TD057 Wheelbase between front axles	0	
TD058 Wheelbase between leading axle and rear axle	0	
TD059 Wheelbase between rear axles	1400	
TD060 Wheelbase between rear axle and trailing axle	0	
TD064 Rear frame overhang	800.0	
TD072 Distance from first front axle to body	465.0	
TD067 Distance to kingpin from front axle, nominal position	-	
TD074 Slew radius, front	-	
TD075 Slew radius, rear	-	
TD068 Coupling length	7499.0	
<b>Widths</b> <b>mm</b>		
TD008 Width included rearview mirror	2981.0	
TD001 Width over cab	2240.0	
<b>Frame</b> <b>mm</b>		
TD009 Frame width at front	945.0	
TD010 Frame width at the rear	765.0	
TD078 Frame profile	270 x 85 x 9,5	
<b>Heights</b> <b>mm</b>		
TD033 Maximum external height, unladen	3309.0	
TD082 Total transport height, unladen	3309.0	
TD034 Maximum external height, laden	3211.0	
TD035 Frame height at theoretical rear wheelbase, unladen	1140.0	
TD036 Frame height at theoretical rear wheelbase, laden	1056.0	
TD045 Raising from driving position, front	0.0	
TD046 Lowering from driving position, front	0.0	
TD047 Raising from driving position, rear	0.0	
TD048 Lowering from driving position, rear	0.0	
TD051 Height of fifth-wheel coupling above ground, unladen	-	
TD052 Height of fifth-wheel coupling above ground, laden	-	
<b>Circle dimensions</b> <b>m</b>		
TD055 Track circle diameter	18.0	
TD056 Wall-to-wall turning circle diameter	19.7	
<b>Weights/loads</b> <b>kg</b>		
TD026 Chassis weight with cab	9569	
TD027 Chassis weight, front	4900	
TD028 Chassis weight, rear	4669	
TD029 Payload	23431	

The technical data must be considered as an approximation. Some of the values are given in a simplified form. More detailed notes and descriptions can be found in the respective information in the overview. Contents and specifications have been compiled with the greatest possible care. Nevertheless, we do not assume responsibility for the data and values supplied being correct and up to date. Subject to errors and changes. MAN Truck & Bus AG is liable only in cases of intent, gross negligence or culpable breach of significant contractual obligations.